

The background of the entire image is a vibrant blue fabric. Scattered across this background are several pink rose petals. In the center, two hands are shown, palms facing each other, with fingers slightly spread. Both hands are covered in elaborate, dark brown henna designs. The designs include intricate floral patterns, swirling lines, and geometric shapes, extending from the fingers down to the wrists. Overlaid on the hands is the text 'AMAL UNBOUND' in a large, white, bold, sans-serif font. The letters have a thick black outline, making them stand out against the henna and the blue background.

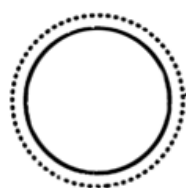
AMAL UNBOUND

COMPREHENSION

OVERVIEW OF CONTENTS

- Passport to Learning
 - Graphic Organizers to Scaffold Learning
- Literary Skills-Based & Common Core-Aligned
- Engaging and Visual Format
- Digital Links for Google Drive™
- Answer Keys!

COMPREHENSION RESOURCE



Read Aloud Reflection

As you read and listen to the novel, reflect on the text! Use the following organizer to ask questions, make connections, express your feelings, and summarize the novel's events.



Summarize the reading. What was it mostly about?



Explain a strong feeling you had while reading. What was your strong feeling? Why did you feel this way?



What questions did you have while reading? What did the text make you wonder about?



How did you connect with the characters and/or events of the novel? Why do you connect with these characters and/or events?



What is the most important quote, comment, or narration of the reading? Why is it important?



Make a prediction. What do you think will happen next? Why?

➤ Passport to Learning

➤ Notes for Literary Elements

➤ Graphic Organizers to Scaffold Learning

➤ Literary Skills-Based

Setting: Amal's Village – Part I

Draw an image of Amal's house and village based on textual evidence. Then, fill out details on the various aspects of the setting below.

Where is Amal's village? Explain the geographic and physical setting. Include page numbers for reference!

How would you describe the culture of Amal's village? Explain the values, attitudes, or ideas of her culture. Include page numbers for reference!

What's on Amal's plate? Keep track of the delicious food the author mentions in the story.

© 2018 LIT Lessons
10

Engaging
Format

Common Core-
Aligned
Material

Great for
Rotation
Centers

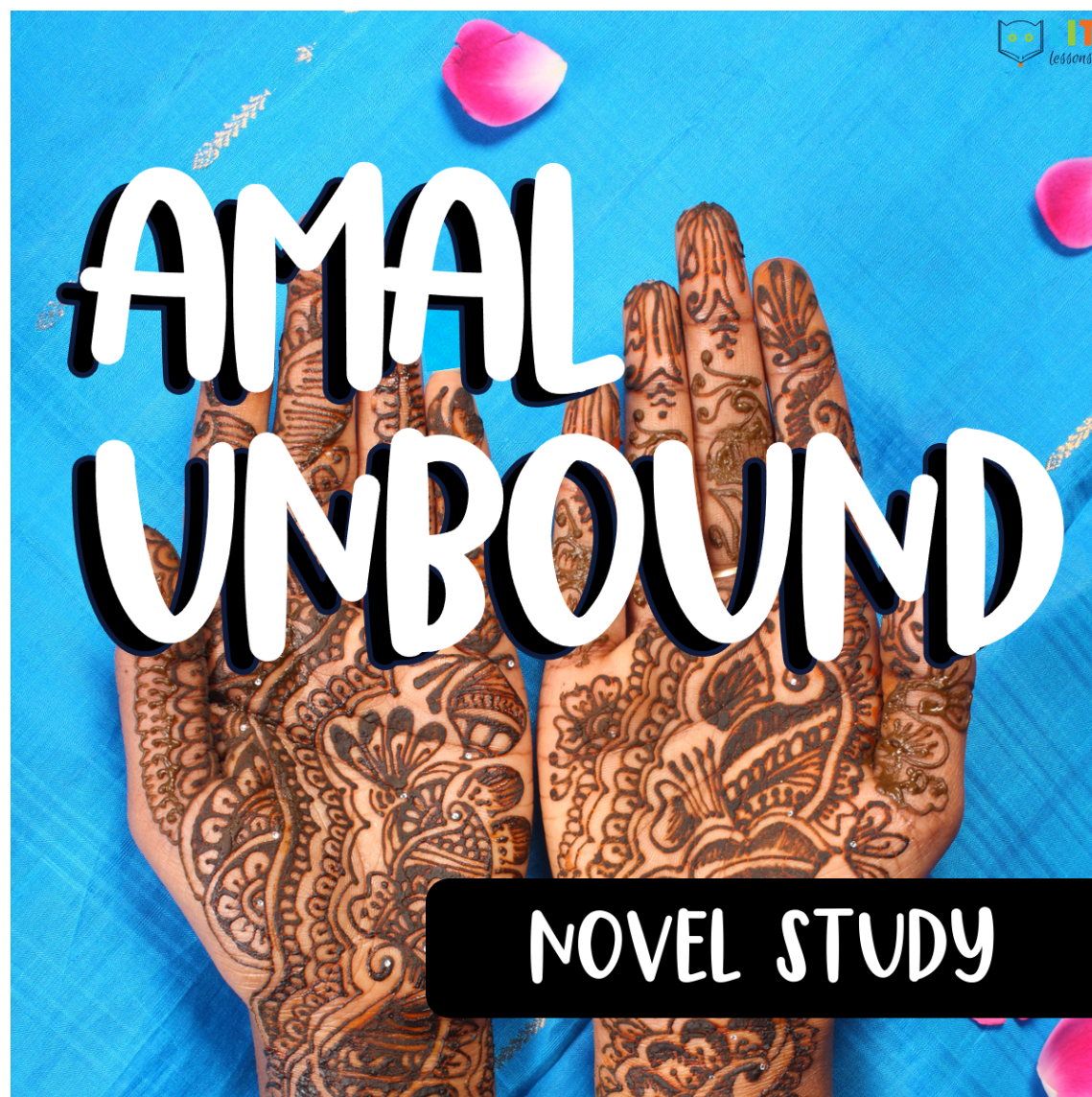
Provides
Flexibility &
Helps
Differentiate

RESOURCE ALSO INCLUDES...

Answer Keys • Google Drive™ Links

BUNDLE & SAVE!


This resource is part of a comprehensive unit on *Amal Unbound*. Click the cover below to preview all the resources available.



TERMS OF USE

This downloadable resource supplies one single-teacher license for use in your classroom. Photocopying of this product is allowed only for the classroom use of the purchaser. Replication of this product, in whole or in part, for commercial sale or broader distribution is strictly prohibited. This product also may NOT be shared electronically, digitally, or otherwise without the express consent of the owner, LIT Lessons. Thank you for your cooperation and understanding.

- **Credits:** Cover image under license from iStock. Thank you to the following graphic artists; their fonts and graphics were purchased and used for this product.



- Finally, thank you for your hard work and service to children. I know this product will help you in your efforts. Enjoy!