

# AMERICAN REVOLUTION SPY UNIT





# OVERVIEW OF CONTENTS

- 8 Nonfiction Readings
  - Overview of Espionage
  - Spies of the American Revolution
- Engaging Spy Game
- 5 Spy Extension Activities
- Anticipation Guide & Vocabulary Resources
- Digital Links for Google Drive™
- Answer Keys!

# SPY READINGS



**TOP SECRET**  
**WHAT IS SPYING?**  
NAME: \_\_\_\_\_  
DATE: \_\_\_\_\_

The word "spy" may conjure images of fancy car chases, cool gadgets, superior athletic abilities, and attractive agents deftly using disguises at extravagant, insider parties. You can thank the movies for these visions of seemingly dangerous and glamorous lives; because this is not the reality. Spying is overwhelmingly not glamorous. Think about it! Spies are supposed to *blend in*, not stick out. So what does real spying entail?

Spying, or espionage, can be defined as the practice of spying or of using spies, typically by governments to obtain political and military information. A spy secretly collects and reports information on the activities, movements, and plans of an enemy or competitor. Yet, there are different types of spying, depending on the information or intelligence being gathered.

**Types of Agents** – Agents serve in an unofficial capacity for an intelligence agency. When a person works for a government and agrees to cooperate with a foreign government, they are called an agent-in-place. An agent-of-influence works to influence a target country's government or media. Finally, a mole is an agent of an intelligence organization assigned to gain access to another intelligence agency as an employee.

**Intelligence and Counterintelligence** – Intelligence is simply information. You do not have to be a spy to gather intelligence, but the information collected is meant to be used in one way or another. Counterintelligence is the work of trying to uncover foreign spies or at least to stop their efforts.

**Disinformation and Propaganda** – Disinformation is simply false information passed on to the enemy. Disinformation is used in many ways but its main purpose is to mislead in order to benefit the goals of the person spreading it. Disinformation can also be used as propaganda when issued by a government organization or the media.

**Infiltration** – When a secret agent moves into a new target place, they have infiltrated a group, organization, or government.

As you can see from the information above, spying is not about sticking out, engaging in destructive car chases, or attending a target's extravagant parties. Blending in is the name of the spy game.

\*\*Spy Suitcase" image under license from shutterstock.com.

© 2018 LIT Lessons 24

➤ 8 Nonfiction Readings

➤ Build Background Knowledge

➤ Topics on Spying & American Revolution

➤ Common Core–Aligned Material

**TOP SECRET**

**CASE FILE: THE CULPER SPY RING**

NAME: \_\_\_\_\_

DATE: \_\_\_\_\_

COL. BENJAMIN TALLMADGE.

*Benj. Tallmadge*

Source: Library of Congress – Benjamin Tallmadge


The Patriot army faced undeniable disadvantages when it came to the British. The Patriot forces were smaller, ill-equipped, lacked funds, and struggled from a lack of training. Since the Patriots faced such superior competition, they needed to not only work harder but also work smarter to defeat the British.

The Patriots did just that. From 1776 to the end of the war, the British occupied New York City, a key strategic location between the North and the South and commercial hub. Patriot officers recognized New York as an important intelligence source, and in response, Benjamin Tallmadge and a few trusted friends created the Culper Spy Ring in 1778.

The spy ring's clandestine operations allowed the agents to monitor troop and naval movements and gather intelligence about British plans. Tallmadge's friend, Abraham Woodhull, oversaw the ring's operations in New York City. Through a small network, business owners would gather intelligence in New York City and secretly pass that information on to Woodhull. Anna Strong, a Patriot soldier's wife, would arrange her clothesline in a way that communicated meeting places and whether intelligence had been collected. Then, a courier would secure the intelligence and deliver it to Tallmadge, who would take it to George Washington. The network utilized a variety of spy techniques, such as invisible ink, mask letters, and codes, in order to successfully communicate information. There were a number of agents working in the spy ring, and everyone risked their lives to help the Patriot cause.

The Culper Spy Ring accomplished a number of vital achievements that contributed to the Patriots' success. The spy ring uncovered the **infamous** traitor Benedict Arnold. They also gathered intelligence about a British ambush on the French in Rhode Island. The Patriots were able to adjust and thwart the surprise attack, protecting the fragile alliance between the Americans and the French. Washington also used the Culper Spy Ring to spread disinformation to the British. Through all of these efforts, the Patriots effectively carried out an espionage campaign that contributed to their victory over the British.

© 2018 LIT Lessons 32



Depth of  
Knowledge  
Questions



Text  
Connections to  
Novel



Use for  
Centers or  
Rotation Model



Cross-  
Curricular  
Learning

RESOURCE ALSO INCLUDES...



Answer Keys ● Google Drive™ Links

# SPY ACTIVITIES

## MISSION 4.0

### WORD PUZZLES

Write the cliché or phrase on the lines!

<p><b>NIGHT TOWN</b></p> <div> <div></div><div></div><div></div><div></div><div></div> <div></div><div></div> <div></div><div></div><div></div> </div>	 <div> <div></div><div></div> <div></div><div></div> <div></div><div></div><div></div><div></div> <div></div><div></div><div></div><div></div> </div>
 <div> <div></div><div></div><div></div><div></div><div></div><div></div> <div></div><div></div><div></div><div></div> </div>	<p>E L K C U B</p> <div> <div></div><div></div><div></div><div></div><div></div><div></div><div></div> <div></div><div></div> </div>
<p><b>CALL</b></p> <div> <div></div><div></div><div></div><div></div><div></div> <div></div><div></div><div></div><div></div> </div>	<p>DOfootOR</p> <div> <div></div><div></div><div></div><div></div> <div></div><div></div> <div></div><div></div><div></div><div></div> <div></div><div></div><div></div> </div>
<p>H E O S R</p> <div> <div></div><div></div><div></div><div></div><div></div> <div></div><div></div><div></div><div></div><div></div><div></div><div></div> </div>	<p>IIIII</p> <p>Stomach</p> <div> <div></div><div></div><div></div><div></div> <div></div><div></div><div></div><div></div><div></div><div></div><div></div> <div></div><div></div><div></div><div></div><div></div> <div></div><div></div><div></div><div></div><div></div><div></div><div></div> </div>

© 2018 LIT Lessons 14


➤ 4 Engaging  
Extension  
Activities

➤ Text Features

➤ Fun Anticipatory  
Spy Game

➤ Novel  
Connections





**TOP SECRET**

SPY GADGET INVENTION

NAME: \_\_\_\_\_

DATE: \_\_\_\_\_

Directions: Spies use a variety of innovative and secretive tools to carry out their covert operations. For this activity, you will invent a new spy gadget so that agents can remain elusive and still accomplish their goals.

Follow the steps below. Check with the rubric to ensure you complete all parts of the project.

- Brainstorm ideas for gadgets.
- Choose 1 gadget and design how it will look.
- Complete the gadget overview, detailing its purpose, benefits, and covert capabilities.

Category	Exceeds Expectations (3)	Meets Expectations (2)	Approaching Expectations (1)
Gadget	Invention is innovative, creative, and unique.	Invention is thoughtful and considers the needs of agents.	Invention is not fully complete.
Gadget Design	Design is detailed, labeled, colored, and demonstrates thoughtful spy planning.	Design is detailed and labeled and demonstrates some consideration for spying.	Gadget design not complete.
Gadget Overview	Overview explains the purpose, benefits, and capabilities of the gadget.	Overview somewhat explains the purpose, benefits, and capabilities of the gadget.	Overview not complete.
Effort	Gadget exhibits above and beyond effort.	Gadget exhibits acceptable effort.	Gadget lacks effort.
_____ / 12 x 5 = _____ / 60 = _____ %			

\*\*Spy Tools" image under license from shutterstock.com.

© 2018 LIT Lessons 52

➤ Use for Centers or Rotation Model

➤ Common Core–Aligned Material

➤ Cross–Curricular Learning

➤ Collaborative Work


RESOURCE ALSO INCLUDES...

Answer Keys ● Google Drive™ Links

# TERMS OF USE

This downloadable resource supplies one single-teacher license for use in your classroom. Photocopying of this product is allowed only for the classroom use of the purchaser. Replication of this product, in whole or in part, for commercial sale or broader distribution is strictly prohibited. This product also may NOT be shared electronically, digitally, or otherwise without the express consent of the owner, LIT Lessons. Thank you for your cooperation and understanding.

- **Credits:** Thank you to the following graphic artists; their fonts and graphics were purchased and used for this product.



- "Chains" background image under license from shutterstock.com.
- Finally, thank you for your hard work and service to children. I know this product will help you in your efforts. Enjoy!

# **BUNDLE & SAVE!**

This resource is part of a comprehensive unit on *Chains*! Click the cover below to preview all the resources available.

