

THE BOOK THIEF



LITERARY ANALYSIS

OVERVIEW OF CONTENTS

- 34 Literary Analysis Assignments
- 11 Questions per Assignment
- Visualization Section
- 34 Mini-Quizzes to Check for Understanding
- Digital Links for Google Drive™
- Answer Keys for All Resources!

LITERARY ANALYSIS

Literary Analysis I Name: _____ Date: _____

Prologue (3-15)

1. What is "Death and Chocolate" mostly about? Summarize with key details and support with textual evidence.

2. What is the point of view of the novel so far? Who is the narrator? How do you feel about the author's choice of narrator? Support with evidence from the text.

3. Why are colors so important to the narrator? What may be the significance of colors in the text? Support with textual evidence.

4. Characterize the narrator. What kind of "person" are they? Support with textual evidence.

5. What is overall tone of the Prologue? How does the author create that tone? Explain and support with textual evidence.

6. Summarize the first death described in the novel. What color is associated with this death? How might that be symbolic? Support with textual evidence.

© 2017 LIT Lessons 40

➤ 34 Assignments
– 2 Formats

➤ Common Core-
Aligned
Material

➤ Prompts
Require Textual
Evidence

➤ Depth of
Knowledge
Questions

7. Summarize the second death described in the novel. What color is associated with this death? How might that be symbolic? Support with textual evidence.

8. What does the narrator mean when they state: "I am all bluster – I am not violent. I am not malicious. I am a result"? (6) Explain and support with textual evidence.

9. Why does the author title the last section of the Prologue "The Flag"? What is its significance? Support with evidence from the text.

10. Summarize "The Flag". What is it mostly about? Explain and support with textual evidence.

11. What motivates the narrator to keep the girl's book? What does the narrator hope to prove with it? Why? Support with textual evidence.

Directions: Identify an example of figurative language that resonates with you. Draw the image the figurative language creates and write the quote in the box below.

Text and Page #:

Visualization
Section –
Figurative
Language



Mini-Quiz –
Check for
Understanding



Designed to
Differentiate
for Centers



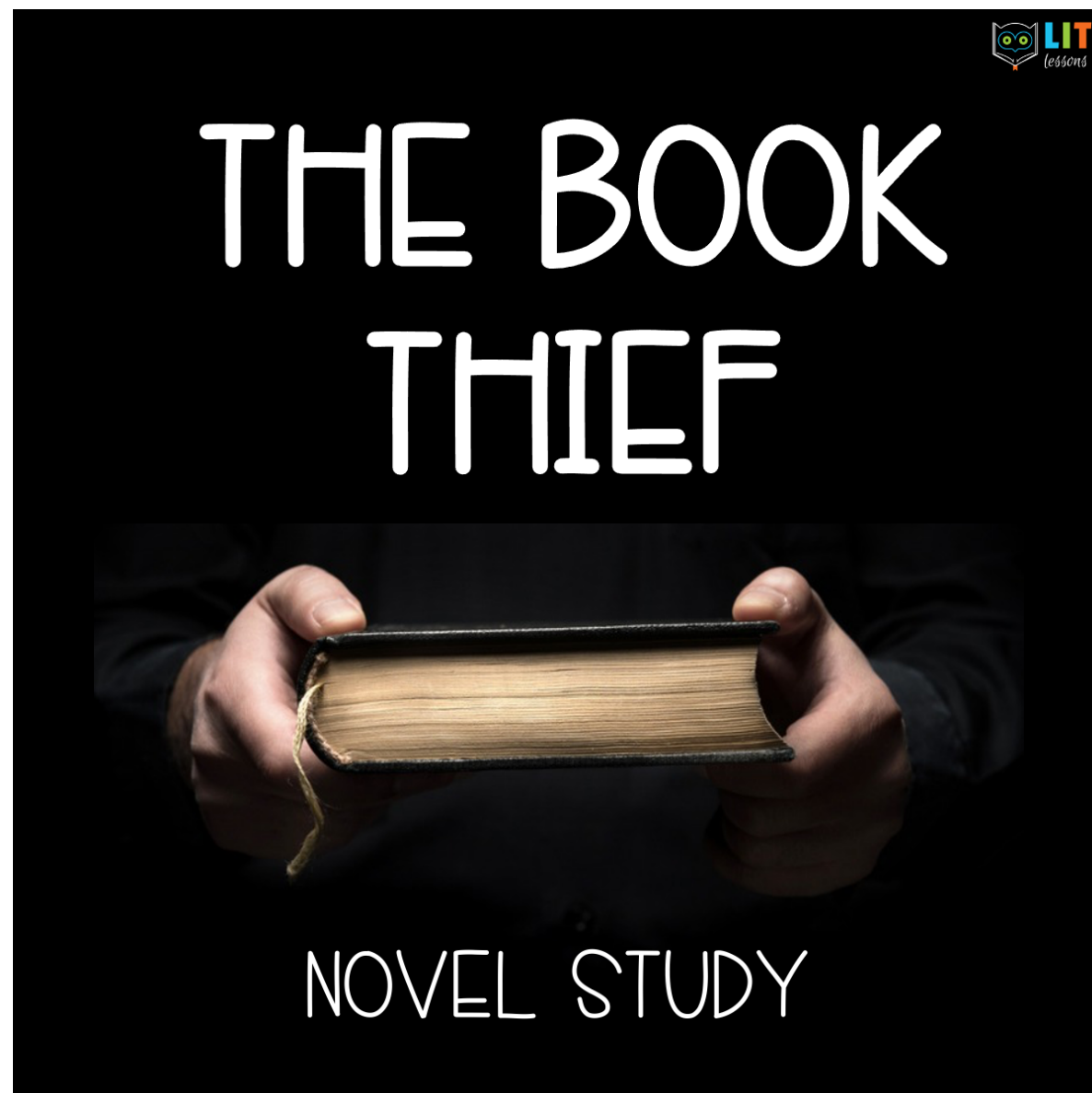
Practice Re-
Reading to Cite
Evidence



RESOURCE ALSO INCLUDES...
Answer Keys • Google Drive™ Links

BUNDLE & SAVE!



This resource is part of a comprehensive unit on *The Book Thief*! Click the cover below to preview all the resources available.



TERMS OF USE

This downloadable resource supplies one single-teacher license for use in your classroom. Photocopying of this product is allowed only for the classroom use of the purchaser. Replication of this product, in whole or in part, for commercial sale or broader distribution is strictly prohibited. This product also may NOT be shared electronically, digitally, or otherwise without the express consent of the owner, LIT Lessons. Thank you for your cooperation and understanding.

- **Credits:** Thank you to the following graphic artists; their fonts and graphics were purchased and used for this product.



- Finally, thank you for your hard work and service to children. I know this product will help you in your efforts. Enjoy!