

The UNSUNG HERO of  
BIRDSONG, USA

READING RESPONSE




# OVERVIEW OF CONTENTS

- 15 Comprehension Assignments (A)
  - Visualization Organizer (A)
- 15 Analysis Assignments (B)
  - Critical Connections Organizer (B)
- 8-10 Questions per Assignment
- 1-Question Quizzes to Check for Understanding
- Discussion Questions
- Digital Links for Google Drive™
  - Pre-Made Text Boxes for Students
- Answer Keys

# READING RESPONSE A

<b>Reading Response A</b>	<b>Name:</b>	<b>Chapters 1-3</b>
1. What is Chapter 1 mostly about? Summarize the chapter with key details and support with evidence from the text.		
<hr/> <hr/> <hr/> <hr/> <hr/>		
2. According to the narrator, who teaches him an important lesson? What lesson does he learn? Support with evidence from the text.		
<hr/> <hr/> <hr/> <hr/> <hr/>		
3. Where does the story take place? When does it take place? Describe the setting and support with evidence from the text.		
<hr/> <hr/> <hr/> <hr/> <hr/>		
4. What gift does the narrator receive? Why does he get a present? How does he feel about this gift? Support with textual evidence.		
<hr/> <hr/> <hr/> <hr/> <hr/>		
5. According to the narrator, what does his aunt see in his eyes? What do you think she means by this description? Support with textual evidence.		
<hr/> <hr/> <hr/> <hr/> <hr/>		

 © 2019 LIT Lessons 6

➤ 15 Assignments  
– 8 Questions  
Each

➤ Comprehension  
Questions

➤ Prompts Require  
Textual Evidence

➤ Common Core-  
Aligned Material

# READING RESPONSE A

6. What happens when the narrator travels to town? Why does this incident happen? Explain and support with evidence from the text.

---

---

---

---

---

7. Who saves the narrator? In what ways is this character different from the other characters the narrator describes? Support with textual evidence.

---

---

---

---

---

8. What is the point of view of the novel so far? Who is the narrator? How old is he? Support with evidence from the text.

---

---

---

---

---


## Visualize the Text

Directions: Identify an example of figurative language or imagery from the reading that helps you visualize the text. In the space below, draw the image the figurative language or imagery creates. Include the quote and page number.

- Visualization Section – Figurative Language
- Accommodate for ALL Learners
- Great for Small Group or Rotation Models
- Rigorous Materials

Quiz:

# READING RESPONSE B

<b>Literary Analysis 1</b>	<b>Name:</b>	<b>Chapters 1-3</b>
<p>1. Describe the structure of the first chapters. How is the first chapter different than the rest? What does this difference reveal about the narrator and their point of view? Support with textual evidence.</p> <hr/> <hr/> <hr/> <hr/> <hr/>		
<p>2. Analyze the setting of the novel so far. What mood does it create? How does the author create this mood? Support with evidence from the text.</p> <hr/> <hr/> <hr/> <hr/> <hr/>		
<p>3. What is Gabriel's attitude toward Birdsong? Why does he have this tone? Support with evidence from the text.</p> <hr/> <hr/> <hr/> <hr/> <hr/>		
<p>4. What does Gabriel get for his birthday? Although it is early in the story, what might this object come to symbolize? Make a prediction and support with textual evidence.</p> <hr/> <hr/> <hr/> <hr/> <hr/>		
<p>5. How is the point of view of the first paragraphs of Chapter 3 different than the rest of the novel? How is this change in perspective effective? Why might the author choose to briefly change the point of view? Support with textual evidence.</p> <hr/> <hr/> <hr/> <hr/> <hr/>		
<p>6. What brief conflict does Gabriel face in Chapter 3? How does it affect him? How does he overcome this conflict? Support with evidence from the text.</p> <hr/> <hr/> <hr/> <hr/> <hr/>		
		<small>© 2019 LIT Lessons 8</small>

➤ 15 Assignments  
– 10 Questions  
Each

➤ Analysis &  
Critical Thinking  
Questions

➤ Prompts Require  
Textual Evidence

➤ Stimulate Class  
Discussion

# READING RESPONSE B

7. How do the townspeople react to the incident you identified in #7? What do you find interesting about their reaction? What does it make you curious about? Support with evidence from the text.

---

---

---

---

8. In what ways does the author build suspense in the first three chapters? What do you think the author may be building suspense towards? Support with evidence from the text.

---

---

---

---

9. Characterize the narrator. What kind of person is he? How would you describe his personality? Explain and support with evidence from the text.

---

---

---

---

10. Interpret the following quote: "...looking at things with more eyes than just your own lets you see things more clearly – maybe even see things the way they really are, not just the way you want them to be." (1) What is the deeper meaning of the quote? Support with evidence from the text.

---

---

---

---

## Critical Connection

Directions: Based on this reading, identify a reference, description, or statement that relates to the time period the story takes place *and* makes you curious. What question(s) does what you identified raise for you? What else would you like to learn about this history?

Textual Evidence

Questions

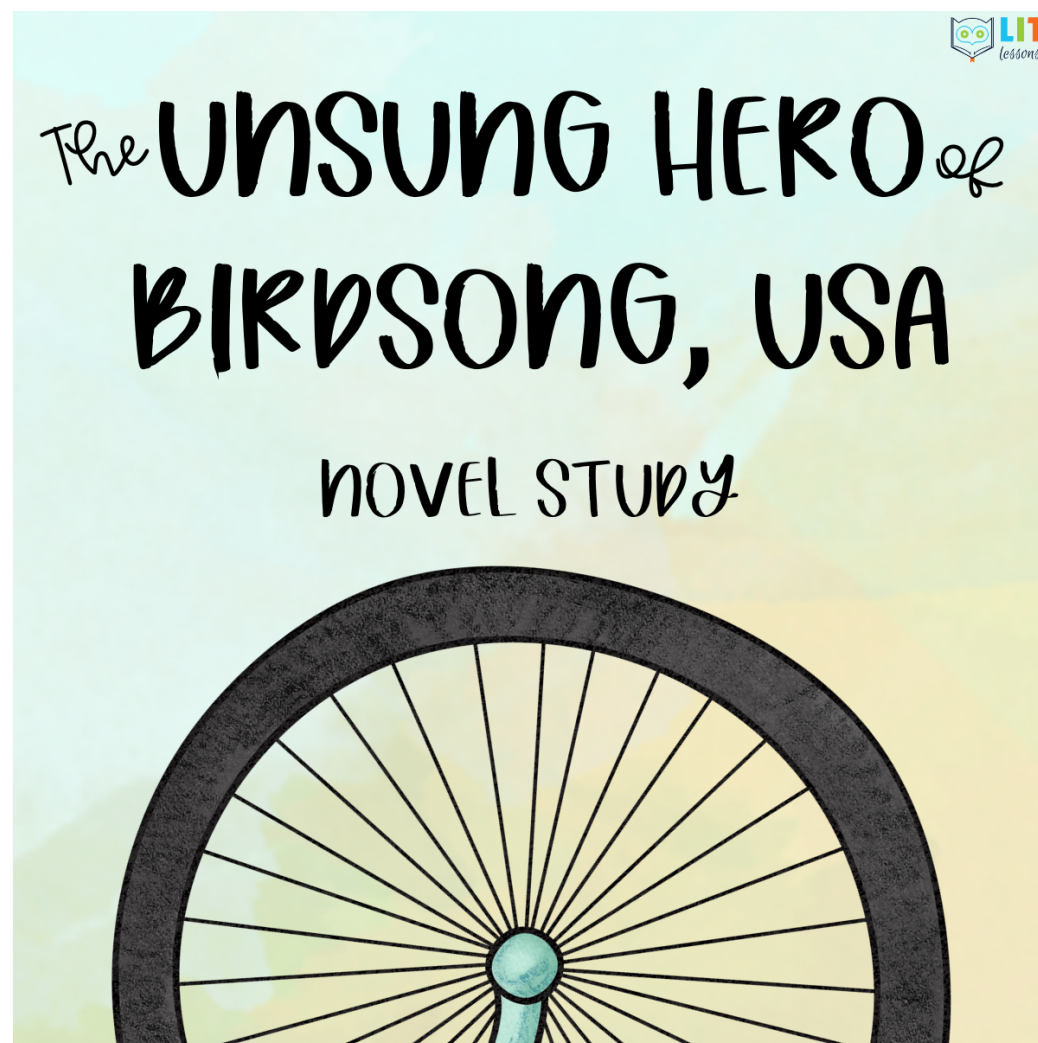


Quiz:

- Critical Connections Section—Historical Thinking
- Use for Differentiation
- Google Slides™ Links – Pre-made Text Boxes for Students
- Answer Keys

# BUNDLE & SAVE!

This resource is part of a comprehensive unit on *The Unsung Hero of Birdsong, USA!*  
Click the cover below to preview all the resources available.



# TERMS OF USE

This downloadable resource supplies one single-teacher license for use in your classroom. Photocopying of this product is allowed only for the classroom use of the purchaser. Replication of this product, in whole or in part, for commercial sale or broader distribution is strictly prohibited. This product also may NOT be shared electronically, digitally, or otherwise in a manner that violates the Terms of Use detailed by LIT Lessons. **For explicit information on permissions, Please see the Terms of Use document included with this resource.** Thank you for your cooperation and understanding.

- **Credits:** Thank you to the following graphic artists; their fonts and graphics were purchased and used for this product.



- Finally, thank you for your hard work and service to children. I know this product will help you in your efforts. Enjoy!