

FRONT DESK

Argumentative
Writing



RESOURCE CONTENTS

- 14 Mini-Lessons
 - Step-by-Step Scaffolds
 - Define → Identify → Write
- 10 Argumentative Prompts: *Front Desk*
 - End-of-Unit Resource
- Write for a Reason Project
 - Social Activism Project
 - Inspired by Mia's Writing
- Editable Student Pages
- Google Slides™ Links for Google Drive™
- Answer Keys for Applicable Activities!

WRITING RESOURCES

FRONT DESK

1 Introduction to Argumentative Writing

Name: _____

An _____ essay is a piece of writing where the author studies a topic, makes a claim, and supports the claim through _____ and _____.

Argumentative essays are composed of a few core elements. Let's review those elements in preparation for our unit focused on writing your own arguments.

Core Elements of a Narrative

- _____ = The first paragraph of an argumentative essay includes three main parts that grab the reader's attention and introduce the topic.
 - _____ = Grab the reader's attention and entice them to read about your topic with a fact, quote, bold statement, an analogy, definition, or an anecdote.
 - _____ = The bridge helps the reader connect the hook to the final part of the introduction. It specifies the topic and introduces the thesis.
 - _____ = The thesis statement is the road map to your essay. Here, you will make your claim and provide 1-3 reasons to support it.
- _____ = These three (or more) paragraphs are where you explain your reasons, provide evidence, and show how the evidence supports your claim in the commentary.
- _____ = A counterclaim is when you address an opposing viewpoint in your essay. This strategy can be a powerful way to prove your point by showing how the opposing claim is flawed or weak.
- _____ = The last paragraph is structured nearly the opposite of the introduction. Here, you will restate your thesis, explain the importance of your claim, and leave the reader with a call to action or big idea.

➤ 14 Mini-Lessons

➤ Step-by-Step Approach to Scaffold Learning

➤ Use *Front Desk* for Prompts

➤ Opportunities for Close Reading & Discussion

WRITING RESOURCES

The following *abbreviated* argumentative essay contains an introduction, one body paragraph, an example of a counterclaim, and the conclusion. Please note that full essays contain three or more body paragraphs.

Prompt: Should Mia have been allowed to work in the restaurant with her mother? (Chapter 1)

Hook – Fact used to grab reader's attention

In the United States, the minimum legal working age is 14 years old and serves an important purpose. This law aims to protect youth from unfair employment practices. In the novel

Bridge – Explains law and connects to novel/prompt

Thesis – Answers prompt with reason

Front Desk, Mia is hired to work in a restaurant when she is 9. She should never have been hired or worked as a server because she is too young.

Evidence – Proves claim

Mia is clearly too young to be a server because she cannot carry plates of food. Specifically, when Mia tries to carry too many heavy plates, she drops them all on the floor. (3) This incident shows that Mia is not yet capable of performing the main task of a server, proving that she is not ready to work.

Topic Sentence – States reason to support claim

Commentary – Explains how evidence proves claim

Counterclaim – Addresses opposing viewpoint

On the other hand, those that support Mia's employment may claim that she is mature for her age and able to handle the work. Yet, this argument is flawed. Mia clearly knows she is unable to carry five plates when she states, "I was only nine then

Evidence – Proves why counterclaim is wrong

Commentary – Explains how evidence disproves counterclaim

and needed two hands just to hold one dish steady." (3) Still, she chooses to carry five plates and drops them all, showing that she is not yet mature enough to make good decisions while working.

Restate Thesis – Reexplain claim

Bridge – Explain why claim is important

Mia is too young to work as a server. Her age, inexperience, and poor decision-making prove that she is not mature enough to perform the tasks of server. As you can see, the laws that prevent children under the age of 14 were created for a reason. They are laws to protect. It is important to follow these laws to ensure that our society's youth are prepared when they enter the workforce.

Call to Action/ Big Idea – Encourage reader to do or think something

➤ EDITABLE Student Pages

➤ Standards-Aligned – Write Arguments

➤ Flexible Implementation

➤ Essay Checklist, Transitions Cheat Sheet, and Rubric

WRITING RESOURCES

FRONT DESK

13 Conclusion: Connecting Beginning to End

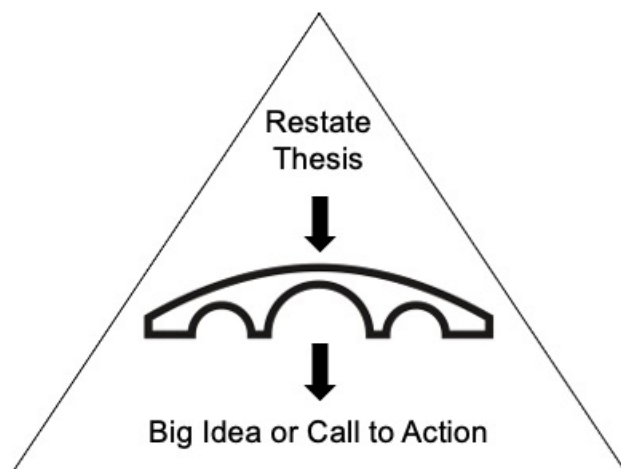
Name: _____

The introduction, or skin of the apple, hooks the reader in and gets them interested. The flesh of the apple is the reasons and evidence to prove your argument. Finally, the core and seeds are the final ideas that will help your reader grow and take action. At the end of your writing, you want to plant a big idea, or seed, in your reader's mind.

_____ = The last paragraph is structured nearly the opposite of the introduction.

- _____ = When you restate your thesis, try to do so in a way that is slightly different than your thesis in the introduction.
- _____ = Similar to the bridge in the introduction, this bridge should lead the reader towards the big idea included in the hook.
- _____ = Finally, the conclusion ends with a big idea or call to action that will get your reader to do something or change their mind about something. This element takes a lot of thought! One way to brainstorm the big idea or call to action is to connect it to the hook. (This is where creating an outline of your essay first is *really* beneficial.)

Unlike the introduction where ideas start broad and become more specific, the conclusion is structured in the opposite way. The restated thesis specifically explains the claim and reasons. Then the conclusion bridge broadens the focus to connect to the big idea you included in the introduction. The essay ends with a big idea or call to action to get the reader to think or do something after finishing the essay.



Restated thesis includes specific claim and reasons



Bridge – broadens focus to topic of big idea

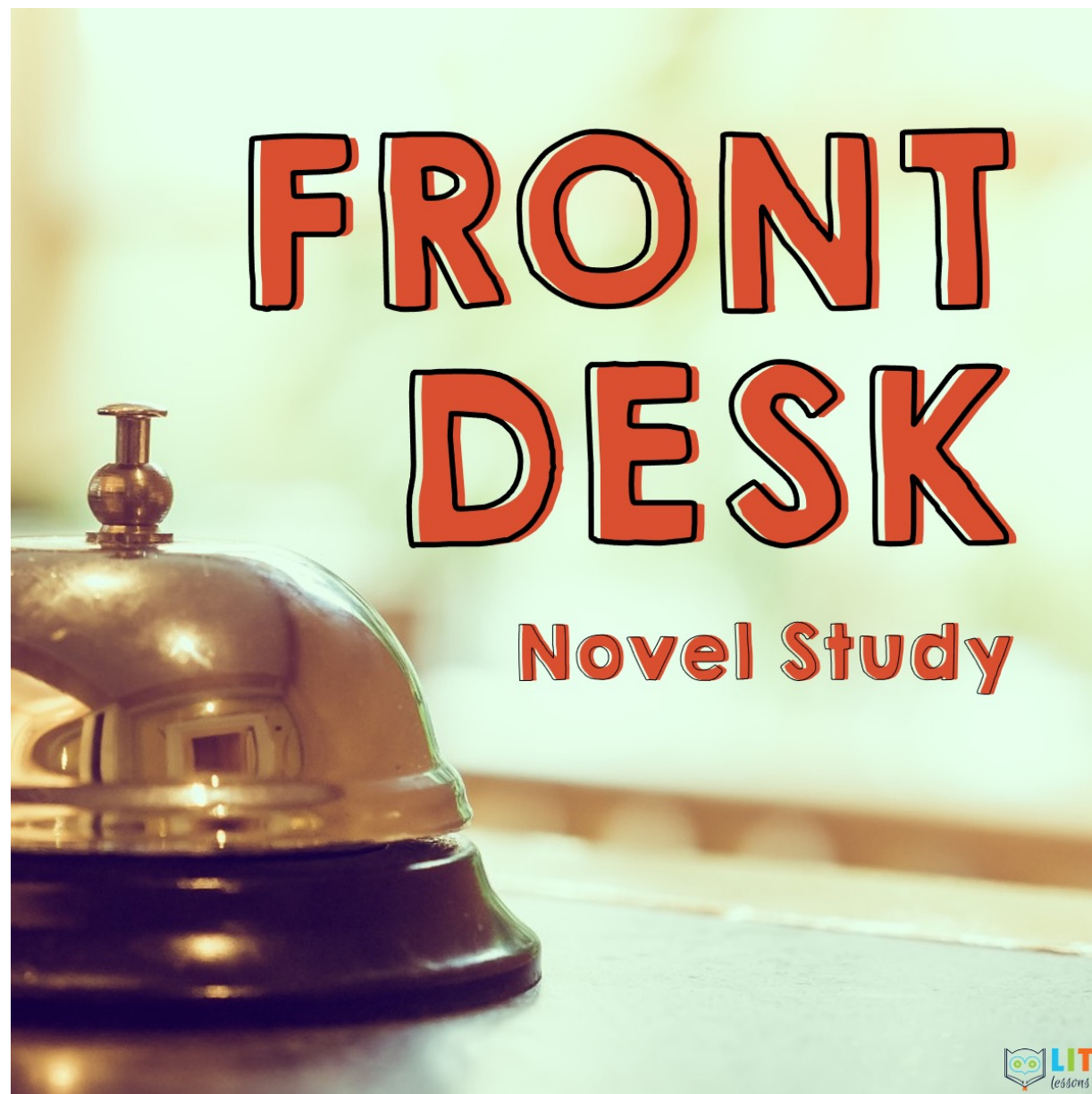


Big Idea/Call to Action – suggests what reader might think or do after finishing the essay

- Write for a Reason Project
- Social Activism Inspired by Mia's Letters
- Editable Google Slides™ Links for Google Drive™
- Answer Keys for Applicable Resources

BUNDLE & SAVE!


This resource is part of a comprehensive unit on *Front Desk*! Click the cover below to preview all the resources available.



TERMS OF USE

This downloadable resource supplies one single-teacher license for use in your classroom. Photocopying of this product is allowed only for the classroom use of the purchaser. Replication of this product, in whole or in part, for commercial sale or broader distribution is strictly prohibited. This product also may NOT be shared electronically, digitally, or otherwise in a manner that violates the Terms of Use detailed by LIT Lessons. **For explicit information on permissions, Please see the Terms of Use document included with this resource.** Thank you for your cooperation and understanding.

- **Credits:** Thank you to the following graphic artists; their fonts and graphics were purchased and used for this product.



- Finally, thank you for your hard work and service to children. I know this product will help you in your efforts. Enjoy!