



# CONFLICT

Video lesson - 9 Activities

Templates




# OVERVIEW OF CONTENTS

- 1 Animated Video
  - Conflict Literacy Lesson
- 9 Conflict Activities Templates
  - EDITABLE Templates to Use with  
ANY Text
- Suggestions for Implementation



# LITERACY LESSON VIDEO

CHARACTER VS. SELF



➤ Conflict  
Definition

➤ Animated  
Example of  
Identifying &  
Analyzing  
Conflict

THE POP-UP THUNDERSTORM POSED A SERIOUS DANGER TO SAM'S FAMILY AS THEY HIKE ALONG THE TRAIL. THEY QUICKENED THEIR PACE AND ANXIOUSLY SEARCHED FOR A SAFE PLACE TO STOP AND WAIT OUT THE STORM.



➤ Explanation of  
Literary Skill

➤ Utilize Replay  
for Skill Review

# CONFLICT ACTIVITIES

[TEXT NAME]

Name:

Conflict Activity 3: Conflict-Resolution

Directions: There is a serious problem! [TEXT NAME] contains many different conflicts, and the characters need your help. First, select a conflict. Then, brainstorm some ideas to help the characters resolve their problem in a **safe**, **productive**, and **appropriate** way. Complete the organizer below. Then create a script for a skit that acts out the resolution you think will work best. Your skit can include characters from the story or additional characters you create. Finally, make a prediction and explain what you believe the characters will do to resolve their conflict by the end of the story.

Define the Conflict:

Potential Solution 1:

Potential Solution 2:

Potential Solution 3:

Why might solution 1 work?

Why might solution 2 work?

Why might solution 3 work?

What solution do you think will be the best option? Why?

9 Conflict Activities

Graphic Organizers, Advice Column & More!

Varying Levels of Difficulty

Scaffold Students' Learning

# CONFLICT ACTIVITIES

[TEXT NAME]

Name:

Conflict Activity 8: Layers of Conflict

Directions: For this activity, chose a pivotal moment in the story that also captures a conflict the characters face. Summarize the moment. Then, answer the prompts in the graphic below to dig deeper into that conflict and uncover how it influences many other elements of the story.

Pivotal Moment Image

Pivotal Moment Summary

Summarize the moment. What happens? Why?

What conflict most closely connects to this moment? What type of conflict is it?

How are the characters influenced by this conflict in this moment?

How does this moment build suspense in the story?

What other conflicts or actions does this moment cause or contribute to later in the story?

Activities Come  
in EDITABLE  
Templates

Create  
Assignments  
for Any Text

Use for  
Centers

Allows for  
Flexible  
Implementation

# IMPLEMENTATION NOTES

## Implementation Suggestions

The literacy materials are designed to provide teachers with a variety of resources to teach students the literary elements – in particular – conflict. The collection of materials can be overwhelming. Due to the wide range of needs, the following “road map” provides suggestions for utilizing the activities and maximizing the resources included. The resources can be used for **any** and **all** models.

**PLEASE NOTE:** When using these templates, they will need some modification to accompany the core, written text being used in the classroom. For instance, character names, text title, and scenarios will have to be included.

Implementation Model	Suggestions
Part of Rotation & Centers	<ul style="list-style-type: none"> <li>• If implementing a rotation model or centers in your classroom, the conflict activities can be used as a center with any core text.</li> <li>• Conflict activities can be assigned, students may select their work, or utilize the choice board to implement the center over several class periods. No matter the assignment choices, a center maximizes their exposure to this skill in a small amount of time.</li> </ul>
Pull-Out/Small Groups	<ul style="list-style-type: none"> <li>• Select the activities from the conflict materials that students would benefit from having teacher assistance readily available. Guide students in small groups while the rest of the class engages in independent work or a rotation model.</li> <li>• Use the resources to differentiate for students' needs when working independently as well. For the periods when students are working independently, the assignments are structured in ways that enable accommodation. For example, assign conflict scenarios for independent work and work on conflict mapping in a small group.</li> </ul>
Remediation	<ul style="list-style-type: none"> <li>• The video and activities can be used over the course of a unit, semester, or even entire school year. Each time students need a refresher on conflict, they can watch the lesson and complete a conflict activity with the core text being used in the classroom. Activities can be assigned by increasing difficulty as the year progresses, ensuring students are being challenged in appropriate ways throughout the year.</li> <li>• The video and activities can also be used to accommodate the needs of all learners. The visual elements allow the resources to be accessible to all students from all backgrounds. The resources can be a teaching tool, remediation tool, and even a re-teaching tool.</li> </ul>
In-Class Instruction & Virtual Hybrid	<ul style="list-style-type: none"> <li>• If you engage in in-class instruction and distance learning at the same time, the resources can help facilitate this model. Especially since this model requires a wealth of resources to keep students engaged with a variety of assignments – both in the classroom and independently at home.</li> <li>• For in-class students, direct instruction and small groups provide them with the help they need to master skills and overcome obstacles. Work can be tailored to their specific needs. For instance, a small group may need to focus on the more challenging conflict assignments, while another group may benefit most from the choice board. In all cases, students engage with work that is differentiated and appropriately rigorous.</li> <li>• When learning takes place at home, access to the video and resources allow for flexible implementation. The video can serve as a re-teaching tool and provide students with an avenue to engage with the material and do so independently. They can then practice the skills they learned in class and do so successfully at home.</li> </ul>

➤ Suggestions for Classroom Use

➤ Options to Maximize Learning

➤ Tips for Multiple Instructional Models

➤ Single Class to Year-long Scope



# BUNDLE & SAVE!

---

This resource is part of a comprehensive set of animated short films, literacy lesson videos, and activities! Click the covers below to preview all the resources available.

## HOPSCOTCH GOES HIKING



Episode 3


Conflict



## LITERARY ELEMENTS

10 Video Lessons

90 Activities Templates



# TERMS OF USE

This downloadable resource supplies one single-teacher license for use in your classroom. Photocopying of this product is allowed only for the classroom use of the purchaser. Replication of this product, in whole or in part, for commercial sale or broader distribution is strictly prohibited. This product also may NOT be shared electronically, digitally, or otherwise in a manner that violates the Terms of Use detailed by LIT Lessons. For explicit information on permissions, Please see the chart below and the Terms of Use document included in the folder of this resource. Thank you for your cooperation and understanding.

You May...	You May NOT...
<ul style="list-style-type: none"><li>• Use the video and/or resources for your own personal use.</li><li>• Use the video and/or resources for your own classroom and/or students.</li><li>• Copy the video and/or resources for use in your classroom for your students.</li><li>• Upload and add the video and/or resources to your secured, password-protected classroom website that only your students and parents can access.</li><li>• Upload and add the video and/or resources to your classroom's Google Drive.</li></ul>	<ul style="list-style-type: none"><li>• Give the video and resources to others.</li><li>• Copy the video and resources for the use by others.</li><li>• Upload and post the video and/or resources on a website, including a personal site, public classroom website, school or district website, or any other public website, such as YouTube or Vimeo.</li><li>• Sell any part of the video and/or resources.</li><li>• Modify any part of the video and/or resources for resell or for free.</li><li>• Sell supplementary curricular materials to accompany the video.</li></ul>

© 2021 LIT Lessons. All rights reserved. Copying any part of this product and placing it on the Internet in any form (even a personal/ unsecured classroom website) is strictly forbidden. Doing so is a violation of the Digital Millennium Copyright Act (DMCA).



# CREDITS

Germantown Studios, Breakthrough Visuals, Yadi Angel Art, and Katrina Kopeloff Illustration are owed a big Thank You for helping bring Hopscotch to life. I cannot thank them enough for their contributions both to the story and the project. Their hard work, dedication, and feedback helped make it all possible. For more information on their work, please click on their logos below.



**GERMANTOWN  
STUDIOS**

ANIMATION FOR THE LIFE SCIENCES, FINANCIAL,  
NON-PROFIT, EDUCATION, AND RETAIL SECTORS

*Yadi Angel Art*

 *katrina kopeloff.com*

Thank you to the following graphic artists; their fonts and graphics were purchased and used for this product.

