

# The GIVER



Close  
Readings

# Overview of Contents

- 26 Close Reading Assignments
  - 2 Assignments Per Reading
  - Literary Elements Notes
  - Graphic Organizers to Scaffold Learning
- 4 Whole Novel Analysis Assignments
- Literary Skills-Based & Standards-Aligned
- Digital Links for Google Drive™
  - Pre-Made Text Boxes for Students
- Answer Keys

# Close Readings

The GIVER

Close Reading 1.a: Chapter 1

Name:

## Elements of a Story

Directions: The beginning of the novel contains *many* different elements that may leave readers wondering – who, what, where, when, huh? Let's reread the first chapter to get a better sense of these elements and to understand the start of this great novel. Fill in the graphic organizer below.

Element	Details
Characters	What characters are we introduced to in the first chapters? Write their names and a brief description of who they are.
Setting	Where and when does the novel take place? Describe the setting of the novel.
Setting – Rules, Traditions & Values	What values or rules does the community follow? Write down the rules, traditions, and rituals mentioned in the first chapter.
Conflicts	What conflicts do the characters face? Briefly describe problems characters encounter.
Point of View	What point of view does the author use? Who tells the story? Describe the perspective.
Important Events	Explain the important events that are mentioned or that occur in this chapter.

➤ 26 Close Reading Assignments

➤ Notes for Literary Elements

➤ Graphic Organizers to Scaffold Learning

➤ Literary Skills-Based

# Close Readings

## The GIVER

Close Reading 1.b: Chapter 1

Name: \_\_\_\_\_

### Setting

- \_\_\_\_\_ and \_\_\_\_\_ of a story.
- Setting affects \_\_\_\_\_, creates a \_\_\_\_\_, and develops/drives \_\_\_\_\_.

Setting can also extend beyond just time and place. It can also include several other elements such as:

- \_\_\_\_\_ - Country, state, house, basement, rural/urban
- \_\_\_\_\_ - Day, night, weather, season, physical details
- \_\_\_\_\_ - Values, ideals, attitudes, politics
- \_\_\_\_\_ - Time period, year, major events
- \_\_\_\_\_ - Time elapsed, time of day, flashbacks, between scenes

### Identify Aspects of the Setting

Directions: In the chart below, identify the various aspects of the community. Be specific as possible.

Aspect	Setting: The Community
Geographical	
Physical	
Cultural/Values	
Historical	
Time	

➤ 4 Whole Novel Analysis Assignments

➤ Rigorous & Creative Tasks

➤ Accommodate for ALL Learners

➤ Text-Based Questions & Analysis

# Close Readings

Directions: In the first chapter, readers are introduced to a *very* different community. Let's take some time to learn more about what this community values and how they maintain rules and order. Complete the graphic organizer below by identifying five important rules, orders, or rituals citizens follow. Then, explain how that rule, order, or ritual reveals the values of the community.

Rule, Order, Ritual	Value – Based on this rule, order, or ritual, what does the community value?
>>>	
>>>	
>>>	
>>>	
>>>	

1. Based on the rules and rituals listed above, would you want to live in this community? Why or why not? Support with textual evidence.

---

---

---

---

➤ Comprehensive Answer Key

➤ Thorough Examination of the Text

➤ Google Slides™ Links

➤ Great for Rotation Model & Centers

# Close Readings

## The GIVER

Close Reading 2.a: Chapter 2

Name: \_\_\_\_\_

### Flashback

- Flashback is a \_\_\_\_\_ of events prior to the start of the story or earlier in the story.
- \_\_\_\_\_ are also considered flashbacks.
- Flashbacks have deeper meanings because they give \_\_\_\_\_ or \_\_\_\_\_ into current events.
- Specifically, flashbacks serve three purposes in literature:
  1. Provide insight into \_\_\_\_\_.
  2. Increase \_\_\_\_\_.
  3. \_\_\_\_\_ the past with the present.


Directions: Reread Chapter 2, focusing on Jonas' father's flashback to the yearly ceremony. Gather important details below and explain how the flashback helps you understand Jonas' community better.

### Flashback Summary – What is the flashback about?

--

### Flashback Analysis – Shine a Light

Important Flashback Detail	How does this flashback detail help you understand the ceremony and community better? What do you learn?

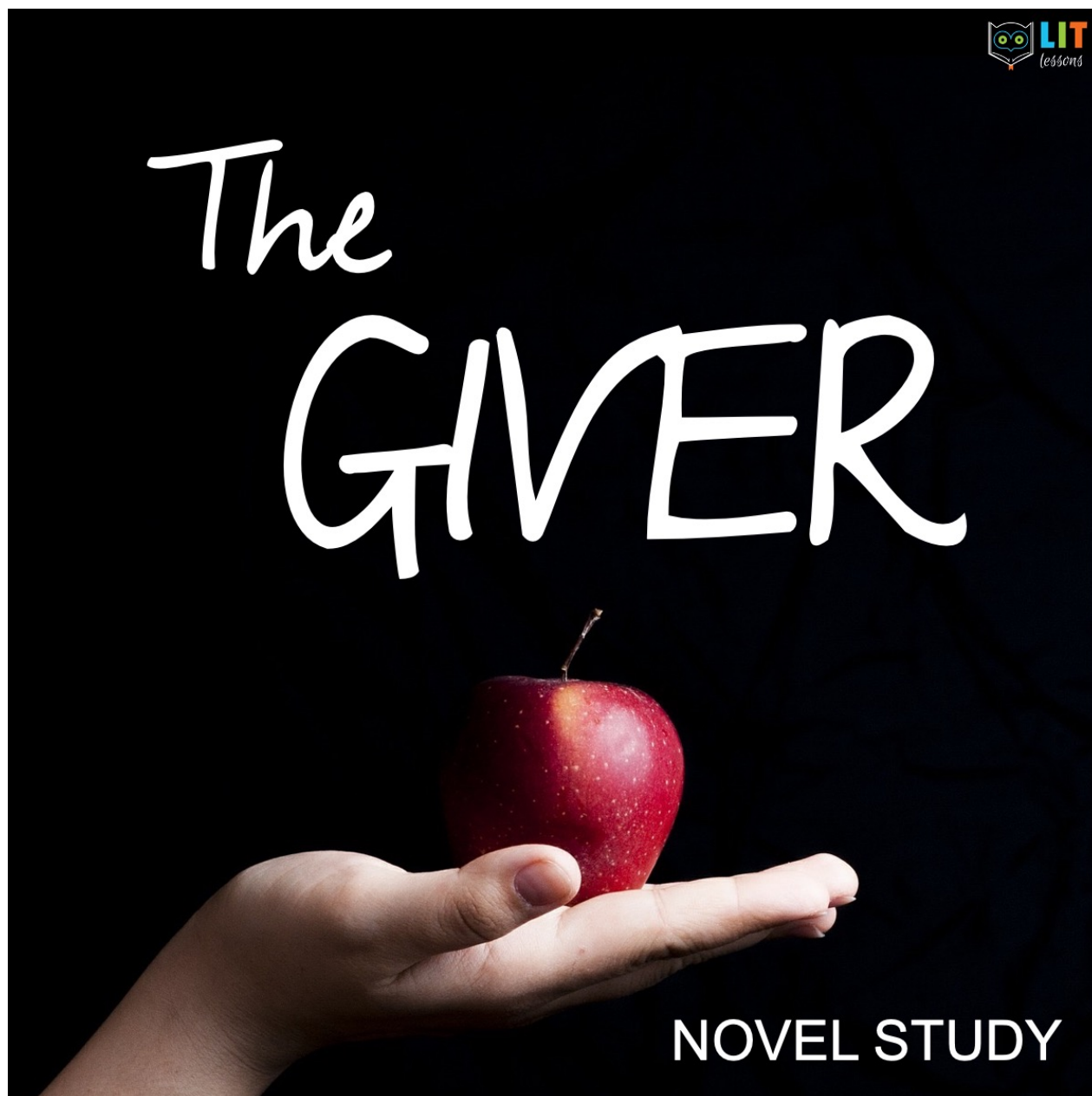


➤ Use to Differentiate for Students' Needs

➤ Focus Standards: Conflict, Theme, Character, Symbolism, Tone & Mood, Plot, Flashback, Setting, Point of View & More

# Bundle & Save


This resource is part of a comprehensive unit on *The Giver*! Click the cover below to preview all the resources available.



# Terms of Use

This downloadable resource supplies one single-teacher license for use in your classroom. Photocopying of this product is allowed only for the classroom use of the purchaser. Replication of this product, in whole or in part, for commercial sale or broader distribution is strictly prohibited. This product also may NOT be shared electronically, digitally, or otherwise in a manner that violates the Terms of Use detailed by LIT Lessons. **For explicit information on permissions, Please see the Terms of Use document included with this resource.** Thank you for your cooperation and understanding.

- **Credits:** Thank you to the following graphic artists; their fonts and graphics were purchased and used for this product.



pixabay



- Finally, thank you for your hard work and service to children. I know this product will help you in your efforts. Enjoy!