

RESTART

close readings



RESOURCE CONTENTS

- 30 Close Reading Assignments
 - 2 Assignments Per Reading
 - Literary Elements Notes
 - Graphic Organizers to Scaffold Learning
- 4 Whole Novel Analysis Assignments
- Literary Skills-Based & Standards-Aligned
- Digital Links for Google Drive™
 - Pre-Made Text Boxes for Students
- Answer Keys

CLOSE READINGS

RESTART

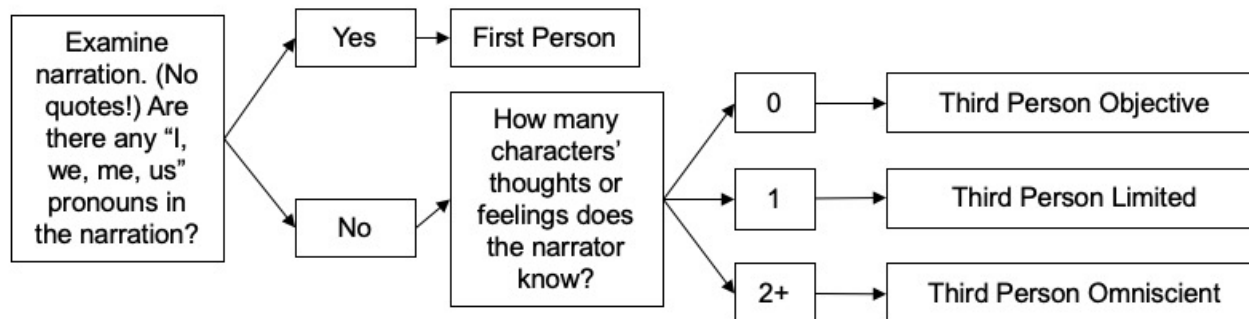
Close Reading 1.b: Chapters 1-2

Name: _____

Point of View

- _____ = The perspective from which the story is told.
- _____ = The character or person that tells the story.

	First Person	Third Person Objective	Third Person Limited	Third Person Omniscient
Nickname	_____ Perspective	_____ Perspective	_____ Perspective	_____ Perspective
Narrator	_____ Character	Storyteller exists _____ of narrative	Storyteller exists _____ of narrative	Storyteller exists _____ of narrative
Pronouns in Narration	I, we, me, us, our	He, she, they, them, him, her	He, she, they, them, him, her	He, she, they, them, him, her
Insight Into Character Thoughts & Feelings	Main character narrates _____ thoughts and feelings	The narrator describes events and actions but _____ characters' thoughts and feelings, just like a camera captures a story.	The narrator describes the thoughts and feelings of _____ character in the narration.	The narrator describes _____ characters' thoughts and feelings and details of the past, present, and even future all at once.
Example	Narration: I went to the store.	Narration: She went to the store.	Narration: She went to the store, and she was angry with her mother.	Narration: She went to the store with her brothers, and they were all so angry with their mother.



Point of View of *Restart*: _____

Who are the narrators so far? _____

➤ 30 Close Reading Assignments

➤ Notes for Literary Elements

➤ Graphic Organizers to Scaffold Learning

➤ Literary Skills-Based

CLOSE READINGS

Directions: Consider Chase's point of view in *Restart*. Complete the in-depth analysis of his point of view by rating the categories below. Include evidence from the story.

Trustworthiness – As a reader, do you trust Chase?	
Evidence to prove Chase is trustworthy:	Evidence to prove Chase is not trustworthy:

On a scale of 1 to 10, how trustworthy do you consider Chase? (1 not at all to 10 extremely) Shade in the boxes that corresponds with your opinion.

<input type="checkbox"/>	<input type="checkbox"/>	<input type="checkbox"/>	<input type="checkbox"/>	<input type="checkbox"/>	<input type="checkbox"/>	<input type="checkbox"/>	<input type="checkbox"/>	<input type="checkbox"/>	<input type="checkbox"/>
--------------------------	--------------------------	--------------------------	--------------------------	--------------------------	--------------------------	--------------------------	--------------------------	--------------------------	--------------------------

Reliability – As a reader, can you rely on Chase?	
Evidence to prove Chase is reliable:	Evidence to prove Chase is not reliable:

On a scale of 1 to 10, how reliable do you consider Chase? (1 not at all to 10 extremely) Shade in the boxes that corresponds with your opinion.

<input type="checkbox"/>	<input type="checkbox"/>	<input type="checkbox"/>	<input type="checkbox"/>	<input type="checkbox"/>	<input type="checkbox"/>	<input type="checkbox"/>	<input type="checkbox"/>	<input type="checkbox"/>	<input type="checkbox"/>
--------------------------	--------------------------	--------------------------	--------------------------	--------------------------	--------------------------	--------------------------	--------------------------	--------------------------	--------------------------

Forthcoming – Do you think Chase is informative and helpful?	
Evidence to prove Chase tells too little:	Evidence to prove Chase tells too much:

On a scale of 1 to 10, how forthcoming do you consider Chase? Does he tell too little or too much? (1 not at all to 10 extremely) Shade in the boxes that corresponds with your opinion.

<input type="checkbox"/>	<input type="checkbox"/>	<input type="checkbox"/>	<input type="checkbox"/>	<input type="checkbox"/>	<input type="checkbox"/>	<input type="checkbox"/>	<input type="checkbox"/>	<input type="checkbox"/>	<input type="checkbox"/>
--------------------------	--------------------------	--------------------------	--------------------------	--------------------------	--------------------------	--------------------------	--------------------------	--------------------------	--------------------------

➤ 4 Whole Novel Analysis Assignments

➤ Rigorous & Creative Tasks

➤ Accommodate for ALL Learners

➤ Text-Based Questions & Analysis

CLOSE READINGS

RESTART 

Close Reading 1.a: Chapters 1-2

Name: _____

Elements of a Story

Directions: The beginning of the novel contains *many* different elements that may leave readers wondering – who, what, where, when, huh? Let's reread the first chapter to get a better sense of these elements and to understand the start of this fantastic novel. Fill in the graphic organizer below.

Element	Details
Characters	What characters are we introduced to in the first chapters? Write their names and a brief description of who they are.

➤ Comprehensive Answer Key

➤ Thorough Examination of the Text

RESTART 

Close Reading 1.a: Chapters 1-2

Name: _____

Elements of a Story

Directions: The beginning of the novel contains *many* different elements that may leave readers wondering – who, what, where, when, huh? Let's reread the first chapter to get a better sense of these elements and to understand the start of this fantastic novel. Fill in the graphic organizer below.

Element	Details
Characters	What characters are we introduced to in the first chapters? Write their names and a brief description of who they are. Type here
	Where and when does the novel take place? Describe the setting of the novel. Type here

➤ Google Slides™ Links

➤ Great for Rotation Model & Centers

CLOSE READINGS

RESTART 

Novel Analysis 1: Character Conversation

Name: _____

Character Conversation

Directions: In *Restart*, many characters interact with one another. However, not all characters do, not all conversations are finished, or some conversations have yet to happen. For this activity, you will have two characters engage in a conversation with each other. First, fill in the graphic organizers below to characterize each individual, identifying their most important personality trait and any ways they changed by the novel's end.

Character Trait	Analysis
Character 1 _____ (Name)	Evidence to prove characterization: Does this character change at all throughout the novel? If so, how?
Character 2 _____ (Name)	Evidence to prove characterization: Does this character change at all throughout the novel? If so, how?

Next, brainstorm at least two topics you think the two characters would chat about. **The topic should connect to 1 theme of the novel.** Explain why you think they would talk about these topics. Then, circle your final topic selection.

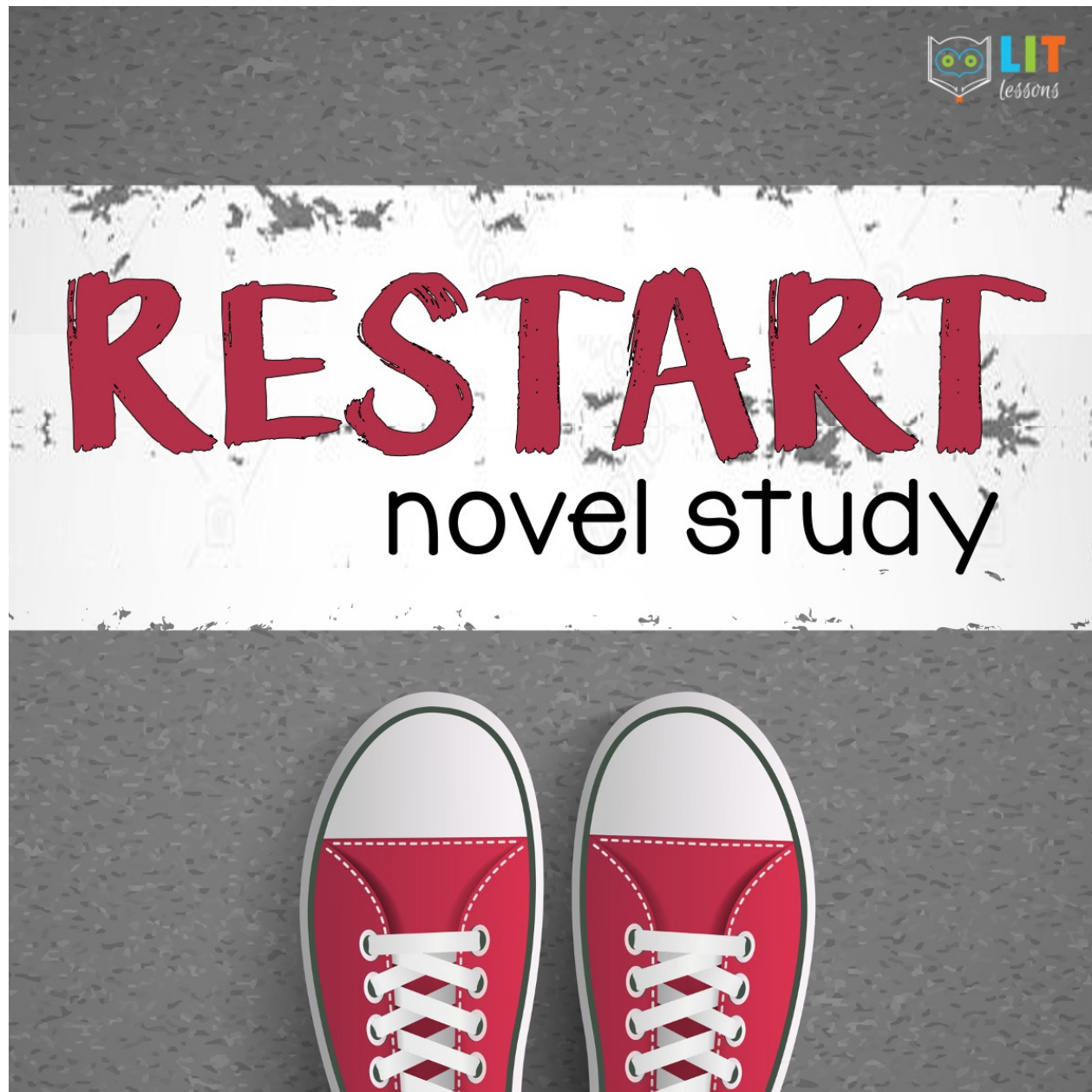
Topic	Why do you think the characters would talk about this topic? With what theme does this topic connect? How?

➤ Use to Differentiate for Students' Needs

➤ Focus Standards: Conflict, Theme, Character, Symbolism, Tone & Mood, Plot, Flashback, Setting, Point of View, Suspense & More

BUNDLE & SAVE


This resource is part of a comprehensive unit on *Restart!* Click the cover below to preview all the resources available.



TERMS OF USE

This downloadable resource supplies one single-teacher license for use in your classroom. Photocopying of this product is allowed only for the classroom use of the purchaser. Replication of this product, in whole or in part, for commercial sale or broader distribution is strictly prohibited. This product also may NOT be shared electronically, digitally, or otherwise in a manner that violates the Terms of Use detailed by LIT Lessons. **For explicit information on permissions, Please see the Terms of Use document included with this resource.** Thank you for your cooperation and understanding.

- **Credits:** Thank you to the following graphic artists; their fonts and graphics were purchased and used for this product.



- Finally, thank you for your hard work and service to children. I know this product will help you in your efforts. Enjoy!