

PRAIRIE LOTUS



Assessments

OVERVIEW OF CONTENTS

- 20 Mini-Quizzes to Check for Understanding - 3 Questions per Quiz
- 2 Novel Quizzes – 1 per Half of Novel
- 2 Final Assessments to Accommodate for Learners
- Novel Quotes Test
- Essay Prompts
- Digital Links for Google Drive™
 - Includes Google Forms™!
- Answer Keys!

READING CHECKS

Prairie Lotus

Name:

Reading Check 1: Chapter 1

1. What does Hanna like to sketch in her free time?

2. What does Hanna make for the group of women she encounters while camped for the night?

3. What does the group give to Hanna before they leave?

Prairie Lotus

Name:

Reading Check 3: Chapter 3

1. Who is LaForge's justice of the peace?

2. Where will Hanna start going on Monday?

3. What does Hanna want to wear when she attends the place you identified in #2?

Prairie Lotus

Name:

Reading Check 2: Chapter 2

1. Which of Mama's possessions does Hanna have and cherish the most? What is carved into this item?

2. Where was Papa born?

3. Who ran the boardinghouse where Mama and Papa met?

Prairie Lotus

Name:

Reading Check 4: Chapter 4

1. What level Reader will Hanna work on at school?

2. Who is Hanna's seatmate?

3. Which student reads out loud to the class first?

20 Mini-Quizzes
– 3 Questions
per Reading

Complete on
Google
Forms™

Comprehension
& Analysis
Resources

Common Core-
Aligned
Materials

QUIZZES & TESTS

Prairie Lotus

Name: _____

Quiz I: Chapters 1-13

SECTION I: Order the following events of the novel in *chronological* order

- _____ - Hanna helps Papa order goods for the shop and studies for her final diploma examinations.
- _____ - Hanna and Papa meet with Mr. Harris to discuss the possibility of Hanna attending school.
- _____ - A group of students steals Hanna's penmanship paper, and they put it in the water bucket.
- _____ - As Dolly takes a walk with Hanna, her father comes to the school to take her home. When he leaves, he spits in Hanna's direction.
- _____ - Hanna meets a group of Sioux women and makes them soup.

SECTION II: Mark true statements with a T, and false statements with an F

- _____ - Hanna was born and raised in San Francisco, California until she was eleven.
- _____ - Miss Walters allows Hanna to wear her bonnet in school until she is ready to keep it off.
- _____ - When Papa and Hanna left California, Papa did not let Hanna take Mama's most prized possession, the button box.
- _____ - While Papa wants Hanna to work in the shop's storeroom, Hanna wants to become the shop's seamstress.
- _____ - After Hanna eats soup with the Sioux women, they give Hanna bulbs of garlic braided together.

SECTION III: Fill-in-the-blank

1. When Papa made Hanna's mother the button box, he carved a _____ flower on the lid.
2. The students that did not live in town, lived on _____, 160-acre parcels of farmland.
3. Papa and Mr. Harris first met in _____, and Papa helped Mr. Harris build his house.
4. When Mama tells Hanna about her own parents, Mama explains how her father was from _____.
5. Hanna curses without cursing by saying _____.

SECTION IV: Multiple-choice

1. _____ Which aspect of the novel's setting influences the characters the most?
 - a. The summer heat of LaForge
 - b. The prejudiced attitudes of the time period
 - c. The presence of Native Americans and the nearby reservation
 - d. The Gold Rush and increase in newcomers to the frontier
2. _____ Which of the following best describes the point of view of the novel?
 - a. First person from Hanna's perspective
 - b. First person from Papa's perspective
 - c. Third person limited to Hanna's perspective
 - d. Third person limited to Papa's perspective

2 Novel
Quizzes – 1 per
Half

Depth of
Knowledge
Questions

Check for
Understanding

Essay Choice
Board

Prairie Lotus

Name: _____
Final Literary Assessment A: Student Answer Key

Character Matching: Write the answer to each question on the blank. Draw a dress for extra credit.

- | | | | |
|----------|----------|----------|-----------|
| 1. _____ | 4. _____ | 7. _____ | 10. _____ |
| 2. _____ | 5. _____ | 8. _____ | |
| 3. _____ | 6. _____ | 9. _____ | |

Multiple-Choice – Sections I-III: Write the answer to each question on the blank. Draw a lotus for extra credit.

Section I

1. _____
2. _____
3. _____
4. _____
5. _____

Section II

6. _____
7. _____
8. _____
9. _____
10. _____

Section III

11. _____
12. _____
13. _____
14. _____
15. _____

SHORT ANSWER RESPONSE: The following questions (1-7) are for the entire novel *Prairie Lotus*. Make sure to answer each part in order to receive full credit.

1. Describe the setting of the novel. Where does it take place? When does it take place? Be as descriptive as possible about all parts of the setting. Provide two examples from the text to support your answer.

2. What is the main conflict of the novel? What other conflicts does this main conflict cause? Use at least two details to support your answer.

3. What is the point of view of the novel? How might the novel be different if Papa narrated the story? What would change? Use two details to support your answer.

© 2020 LIT Lessons 23

Novel Quotes
Test

2 Final
Literary
Assessments

Accommodate
for All
Learners


Multiple Uses
& Flexible
Implementation

RESOURCE ALSO INCLUDES...

Answer Keys • Google Drive™ Links

BUNDLE & SAVE!



This resource is part of a comprehensive unit on *Prairie Lotus*! Click the cover below to preview all the resources available.



TERMS OF USE

This downloadable resource supplies one single-teacher license for use in your classroom. Photocopying of this product is allowed only for the classroom use of the purchaser. Replication of this product, in whole or in part, for commercial sale or broader distribution is strictly prohibited. This product also may NOT be shared electronically, digitally, or otherwise in a manner that violates the Terms of Use detailed by LIT Lessons. For explicit information on permissions, Please see the Terms of Use document included with this resource. Thank you for your cooperation and understanding.

- **Credits:** Thank you to the following graphic artists; their fonts and graphics were purchased and used for this product.



- A special thank you to Look Between the Lines for providing permission to use artwork for the cover design. If you like what you see, check out their store by clicking the logo above.