

RESTART

chapter questions



RESOURCE CONTENTS

- 15 Comprehension Assignments (A)
 - Visualization Organizer (A)
- 15 Analysis Assignments (B)
 - Critical Connections Organizer (B)
- 8 Questions per Assignment
- 1-Question Quizzes to Check for Understanding
- Discussion Questions – 15 (1 per Reading) & 12 Whole Novel
- Digital Links for Google Drive™
 - Google Forms™
- Answer Keys

CHAPTER QUESTIONS A

RESTART 

Chapter Questions 1.a: Chapters 1-2

Name: _____

1. Summarize what causes Chase to be admitted to the hospital. What story can be pieced together from his thoughts, comments, and the comments of others? Support with evidence.

2. What are the effects of Chase's accident? What challenges will he face as a result of the accident? Support with evidence from the text.

3. How does Chase's father treat him when he gets home from the hospital? How would you describe Chase's relationship with his father (and his father's family) based on their interaction? Make an inference.

4. What image does Chase see when he charges his phone? What do you think the image reveals about Chase, his supposed friends, and his life before the accident? Explain and support with evidence from the text.

5. How does the point of view of the novel shift in Chapter 2? What does this shift reveal about Chase? Explain and support with details.

➤ 15 Assignments
– 8 Questions
Each

➤ Comprehension
Questions

➤ Prompts Require
Textual Evidence

➤ Common Core-
Aligned Material

CHAPTER QUESTIONS A

6. What is Shoshanna's flashback to her brother's last school year in Hiawassee mostly about? Why do you think her flashback is important to the story? Support with details from the text.

7. What does Shoshanna do when she sees Chase at Heaven on Ice? Why does she take this action? Support with textual evidence.

8. Based on the first two chapters, what struggles do you think Chase will face when he returns to school? Explain at least two and support with evidence from the text.

VISUALIZE THE TEXT

Directions: Identify an example of figurative language or imagery from the reading that helps you visualize the text. In the space below, draw the image the figurative language or imagery creates. Include the quote and page number.



Quiz:

- Visualization Section – Figurative Language
- Accommodate for ALL Learners
- Great for Small Group or Rotation Models
- Rigorous Materials

CHAPTER QUESTIONS B

RESTART 

Chapter Questions 1.b: Chapters 1-2

Name: _____

1. How does Chase end up in the hospital? What are the effects of Chase's accident? Explain at least two and support with evidence.

2. What is Chase's tone towards the loss of his memory? How does he feel about the struggles he now faces? How would you feel if you lost your memory? Support with evidence from the text.

3. How would you describe Chase's relationship with his father? What is Chase's father's relationship with his family? What mood do these interactions create in the story? Explain and support with textual evidence.

4. When Chase returns home, what clues or hints does the author give about Chase's character *before* the accident? What do these clues make you curious about when it comes to Chase? Provide textual evidence.

5. How does the point of view change in the first two chapters? How is this shift in perspective effective? What does it reveal about Chase and his previous life? Explain and support with details.

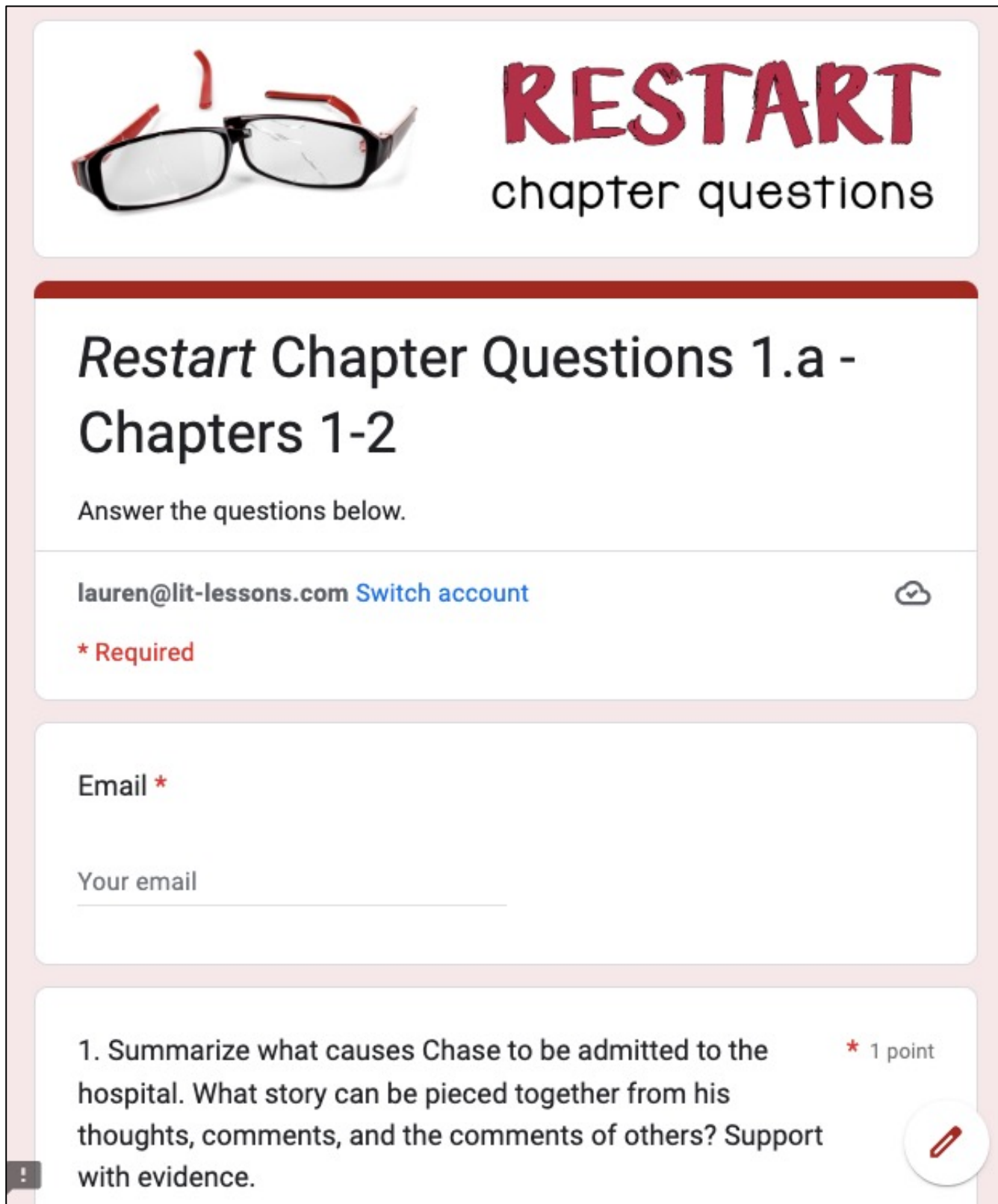
➤ 15 Assignments
– 8 Questions
Each

➤ Analysis &
Critical Thinking
Questions

➤ Prompts Require
Textual Evidence

➤ Stimulate Class
Discussion

CHAPTER QUESTIONS B



The image shows a Google Form titled "Restart Chapter Questions 1.a - Chapters 1-2". At the top left is an image of a pair of glasses. To the right of the glasses, the word "RESTART" is written in large, bold, red letters, with "chapter questions" in smaller black text below it. The form has a white background with a red header bar. Below the header, the title "Restart Chapter Questions 1.a - Chapters 1-2" is displayed in a large, bold, black font. Underneath the title, it says "Answer the questions below." in a smaller black font. The form is signed in by "lauren@lit-lessons.com" with a "Switch account" link and a cloud icon. A red asterisk and the word "Required" are shown below the email address. There is an "Email *" label above a text input field containing the placeholder "Your email". At the bottom of the form, the first question is visible: "1. Summarize what causes Chase to be admitted to the hospital. What story can be pieced together from his thoughts, comments, and the comments of others? Support with evidence." To the right of the question, it says "* 1 point". There is a red pencil icon in a circle at the bottom right of the question area.

- Critical Connections Section – Springboard for Discussion
- Use for Differentiation
- Google Forms™ Links
- Answer Keys

DISCUSSION QUESTIONS

RESTART



Novel Discussion 1



Do you think the past is the most important part of a person's character? Why or why not?

RESTART



Novel Discussion 2



Is it fair that a person is judged by their past? Why or why not?

RESTART



Novel Discussion 3



How can a person break free from their past? Should a person break free from their past? Can it be healthy?

RESTART



Novel Discussion 4

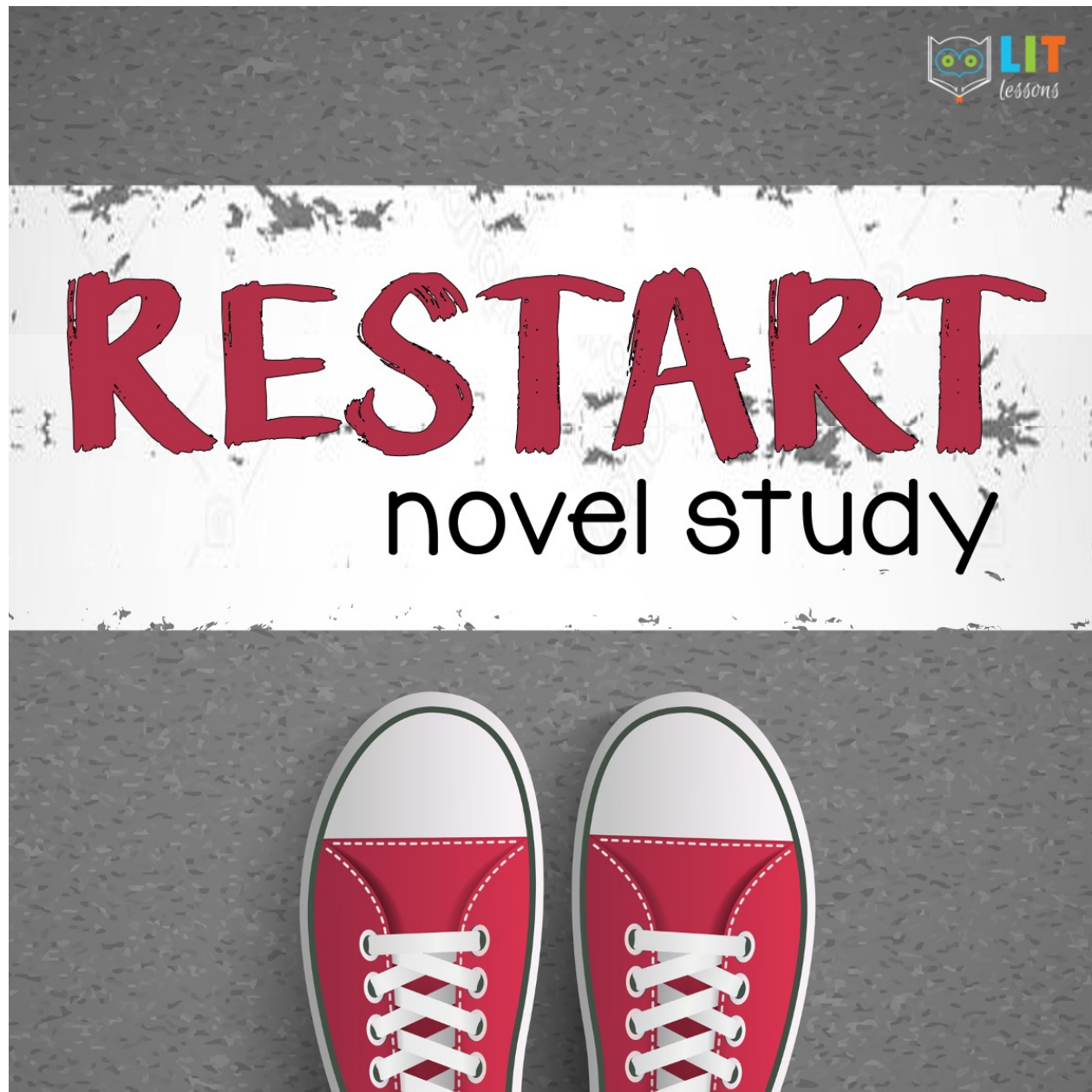


How does a person's memories affect their perception of their present self? How do memories of others affect the way a person is perceived?

- 1 Question per Reading – 15
- 12 Whole Novel Discussion Questions
- 2 Formats – Graphic Organizers & Task Cards
- Flexible for Any Classroom Model

BUNDLE & SAVE


This resource is part of a comprehensive unit on *Restart!* Click the cover below to preview all the resources available.



TERMS OF USE

This downloadable resource supplies one single-teacher license for use in your classroom. Photocopying of this product is allowed only for the classroom use of the purchaser. Replication of this product, in whole or in part, for commercial sale or broader distribution is strictly prohibited. This product also may NOT be shared electronically, digitally, or otherwise in a manner that violates the Terms of Use detailed by LIT Lessons. **For explicit information on permissions, Please see the Terms of Use document included with this resource.** Thank you for your cooperation and understanding.

- **Credits:** Thank you to the following graphic artists; their fonts and graphics were purchased and used for this product.



- Finally, thank you for your hard work and service to children. I know this product will help you in your efforts. Enjoy!