

THE DOOR

OF NO

RETURN

chapter questions

RESOURCE CONTENTS

- 12 Comprehension Assignments (A)
 - Visualization Organizer (A)
- 12 Analysis Assignments (B)
 - Critical Connections Organizer (B)
- 8 Questions per Assignment
- 1-Question Quizzes to Check for Understanding
- Discussion Questions – 12 (1 per Reading) & 8 Whole Novel
- Digital Links for Google Forms™
- Answer Keys

CHAPTER QUESTIONS A

THE DOOR OF NO RETURN

1.a – Chapter 1: The Story of Offin

Name: _____

1. Summarize the Story of Offin. What is the story about? Who is the story about? Support with key details from the text.

2. What does Mr. Goodluck Phillip teach Kofi and the other students in school? Why does Kofi get in trouble? How does Kofi's teacher punish him? Support with evidence from the text.

3. Who is Ama? What memory of her does Kofi recall? How does Kofi feel about Ama? Make an inference and support with textual evidence.

4. Where does Kofi like to go after school most days? Why is this place important to him? What do the elders claim about this place at nighttime? Explain and support with evidence from the text.

5. Who is Ebo? How does the author indicate who is talking during the conversations between Ebo and Kofi? Explain and support with details.

➤ 12 Assignments
– 8 Questions
Each

➤ Comprehension
Questions

➤ Prompts Require
Textual Evidence

➤ Common Core-
Aligned Material

CHAPTER QUESTIONS A

6. What problem does Kofi face? How does he want to solve it? What advice does Kofi's brother give him? Support with details from the text.

7. Where does Kofi's father go to work during the rainy season? Why? What does Kofi remember about his time with his father before school? Support with textual evidence.

8. What special event is approaching? What happens at this event? Support with evidence from the text.

VISUALIZE THE TEXT

Directions: Identify an example of figurative language or imagery from the reading that helps you visualize the text. In the space below, draw the image the figurative language or imagery creates. Include the quote and page number.



Quiz:

- Visualization Section – Figurative Language
- Accommodate for ALL Learners
- Great for Small Group or Rotation Models
- Rigorous Lines of Questioning

CHAPTER QUESTIONS B

THE DOOR OF NO RETURN

1.b – Chapter 1: The Story of Offin

Name: _____

1. What details do you believe are *most* significant in the Story of Offin at the beginning of the chapter? How does the Offin River connect with the protagonist of the story? Support with evidence.

2. What does Mr. Goodluck Phillip try to teach the students at school? What conflicts develop as a result of his goals? What do these conflicts reveal about setting of the novel? Support with evidence from the text.

3. What does Kofi's flashback of Ama reveal about her past? What struggles does she face now? How does Kofi feel about her? Support with textual evidence.

4. Explain the significance of the Offin. Why is it important to Kofi? How is it important to his community? Explain at least two ways and support with evidence from the text.

5. How does the author craft conversations in the text? How does the author indicate when a character talks? Why do you think the author chose to style conversations in this way? Explain and support with details.

➤ 12 Assignments
– 8 Questions
Each

➤ Analysis &
Critical Thinking
Questions

➤ Prompts Require
Textual Evidence

➤ Stimulate Class
Discussion


CHAPTER QUESTIONS B

The Door of No Return Chapter Question All changes saved in Drive

Questions Responses Settings Total points: 9

THE DOOR OF NO RETURN

chapter questions



The Door of No Return 1.b - Chapter 1: The Story of Offin

Answer the questions below.

Email *

Valid email

This form is collecting emails. [Change settings](#)

CRITICAL CONNECTIONS

Directions: Based on this reading, identify a reference, description, or statement that makes you curious. What question(s) does what you identified raise for you? What else would you like to learn about this topic?

Textual Evidence	Questions

Quiz:

© 2023 LIT Lessons 10

➤ Critical Connections Section – Springboard for Discussion

➤ Use for Differentiation

➤ Google Forms™ Links

➤ Answer Keys

DISCUSSION QUESTIONS

THE DOOR OF NO RETURN



Chapter One: The Story of Offin (1-38)



Who tells the story at the beginning of the chapter?
How does the story connect to the importance Asante people place on water?

THE DOOR OF NO RETURN



Chapter Two: The Story of the Big War (39-68)



Describe the conflict between Mr. Phillip's teaching and his students. What is Mr. Phillip's trying to force the students to do or give up? Why? How does Kofi and his family resist Mr. Phillip's goals?

THE DOOR OF NO RETURN



Chapter Three: The Story of the Wrestlers – Reversal (69-97)



This reading is rich with descriptions of Asante culture. Choose 3 examples and explain how their descriptions help your understanding of the Asante's way of life. What do those examples reveal about their values?

THE DOOR OF NO RETURN



Chapter Three: While We Wait – Collapse (98-130)



Analyze the final wrestling match between Kwasi and Prince Yaw. Do you believe Kwasi committed a crime? Why or why not?

➤ 1 Question per Reading – 12


➤ 8 Whole Novel Discussion Questions

➤ 2 Formats – Graphic Organizers & Task Cards

➤ Flexible for Any Classroom Model

BUNDLE & SAVE


This resource is part of a comprehensive unit on *The Door of No Return!* Click the cover below to preview all the resources available.



TERMS OF USE

This downloadable resource supplies one single-teacher license for use in your classroom. Photocopying of this product is allowed only for the classroom use of the purchaser. Replication of this product, in whole or in part, for commercial sale or broader distribution is strictly prohibited. This product also may NOT be shared electronically, digitally, or otherwise in a manner that violates the Terms of Use detailed by LIT Lessons. **For explicit information on permissions, Please see the Terms of Use document included with this resource.** Thank you for your cooperation and understanding.

- **Credits:** Thank you to the following graphic artists; their fonts and graphics were purchased and used for this product.



- Finally, thank you for your hard work and service to children. I know this product will help you in your efforts. Enjoy!