

THE DOOR

OF NO

RETURN

novel study

NOVEL UNIT CONTENTS

- 12 Comprehension Chapter Questions Assignments
- 12 Analysis Chapter Questions Assignments
- 24 Close Reading Assignments & 3 Novel Analysis Tasks
- 12 Mini-Quizzes – Check for Understanding
- 7 Chapter Quizzes – Comprehension & Analysis
- Final Novel Assessment – A & B Differentiated Format
- Essay Choice Board
- Discussion Questions – 12 (1 per Reading) & 8 Whole Novel
- 4 Nonfiction Activity Sets: Building Background Knowledge on Asante Kingdom, Asante Kingdom Culture, Asante Kingdom Economy, World Beyond the Asante Kingdom
 - 4 Informational Texts, 10 Engaging Activities
- 4 Vocabulary Sets – Each Include Crossword Puzzle, Practice Assignment, Quiz
- Instructional Pacing Guide & 24 Lesson Plans
- Digital Links for Google Drive™ – Slides™ & Forms™
- Answer Keys for Applicable Activities!

CHAPTER QUESTIONS A

THE DOOR OF NO RETURN

1.a – Chapter 1: The Story of Offin

Name: _____

1. Summarize the Story of Offin. What is the story about? Who is the story about? Support with key details from the text.

2. What does Mr. Goodluck Phillip teach Kofi and the other students in school? Why does Kofi get in trouble? How does Kofi's teacher punish him? Support with evidence from the text.

3. Who is Ama? What memory of her does Kofi recall? How does Kofi feel about Ama? Make an inference and support with textual evidence.

4. Where does Kofi like to go after school most days? Why is this place important to him? What do the elders claim about this place at nighttime? Explain and support with evidence from the text.

5. Who is Ebo? How does the author indicate who is talking during the conversations between Ebo and Kofi? Explain and support with details.

➤ 12 Assignments
– 8 Questions
Each

➤ Comprehension
Questions

➤ Prompts Require
Textual Evidence

➤ Common Core-
Aligned Material

CHAPTER QUESTIONS A

6. What problem does Kofi face? How does he want to solve it? What advice does Kofi's brother give him? Support with details from the text.

7. Where does Kofi's father go to work during the rainy season? Why? What does Kofi remember about his time with his father before school? Support with textual evidence.

8. What special event is approaching? What happens at this event? Support with evidence from the text.

VISUALIZE THE TEXT

Directions: Identify an example of figurative language or imagery from the reading that helps you visualize the text. In the space below, draw the image the figurative language or imagery creates. Include the quote and page number.



Quiz:

- Visualization Section – Figurative Language
- Accommodate for ALL Learners
- Great for Small Group or Rotation Models
- Rigorous Lines of Questioning

CHAPTER QUESTIONS B

THE DOOR OF NO RETURN

1.b – Chapter 1: The Story of Offin

Name: _____

1. What details do you believe are *most* significant in the Story of Offin at the beginning of the chapter? How does the Offin River connect with the protagonist of the story? Support with evidence.

2. What does Mr. Goodluck Phillip try to teach the students at school? What conflicts develop as a result of his goals? What do these conflicts reveal about setting of the novel? Support with evidence from the text.

3. What does Kofi's flashback of Ama reveal about her past? What struggles does she face now? How does Kofi feel about her? Support with textual evidence.

4. Explain the significance of the Offin. Why is it important to Kofi? How is it important to his community? Explain at least two ways and support with evidence from the text.

5. How does the author craft conversations in the text? How does the author indicate when a character talks? Why do you think the author chose to style conversations in this way? Explain and support with details.

➤ 12 Assignments
– 8 Questions
Each

➤ Analysis &
Critical Thinking
Questions

➤ Prompts Require
Textual Evidence

➤ Stimulate Class
Discussion


CHAPTER QUESTIONS B

The Door of No Return Chapter Question All changes saved in Drive

Questions Responses Settings Total points: 9

THE DOOR OF NO RETURN

chapter questions



The Door of No Return 1.b - Chapter 1: The Story of Offin

Answer the questions below.

Email *

Valid email

This form is collecting emails. [Change settings](#)

CRITICAL CONNECTIONS

Directions: Based on this reading, identify a reference, description, or statement that makes you curious. What question(s) does what you identified raise for you? What else would you like to learn about this topic?

Textual Evidence	Questions

Quiz:

© 2023 LIT Lessons 10

➤ Critical Connections Section – Springboard for Discussion

➤ Use for Differentiation

➤ Google Forms™ Links

➤ Answer Keys

DISCUSSION QUESTIONS

THE DOOR OF NO RETURN



Chapter One: The Story of Offin (1-38)



Who tells the story at the beginning of the chapter?
How does the story connect to the importance Asante people place on water?

THE DOOR OF NO RETURN



Chapter Two: The Story of the Big War (39-68)



Describe the conflict between Mr. Phillip's teaching and his students. What is Mr. Phillip's trying to force the students to do or give up? Why? How does Kofi and his family resist Mr. Phillip's goals?

THE DOOR OF NO RETURN



Chapter Three: The Story of the Wrestlers – Reversal (69-97)



This reading is rich with descriptions of Asante culture. Choose 3 examples and explain how their descriptions help your understanding of the Asante's way of life. What do those examples reveal about their values?

THE DOOR OF NO RETURN



Chapter Three: While We Wait – Collapse (98-130)



Analyze the final wrestling match between Kwasi and Prince Yaw. Do you believe Kwasi committed a crime? Why or why not?

➤ 1 Question per Reading – 12

➤ 8 Whole Novel Discussion Questions

➤ 2 Formats – Graphic Organizers & Task Cards

➤ Flexible for Any Classroom Model

CLOSE READINGS

THE DOOR OF NO RETURN

Close Reading 1.a – Chapter 1: The Story of Offin

Name: _____

Story Structure | Text Features | Author's Craft

Author of *The Door of No Return*, Kwame Alexander, crafts an amazing narrative, and the structure of the novel is unique. Alexander's stylistic decisions help develop meaning and allow readers to make important connections. Let's examine author's craft to identify important aspects of the text and analyze them for their deeper meaning. Complete the graphic organizer below.

Novel Element	Structure & Style Analysis	
Adinkra Stamp	What is this text feature? Describe the feature.	Why do you think the author includes this feature?
	»»	»»
How does this element create meaning in the text? How does it deepen your understanding of the story?		

Novel Element	Structure & Style Analysis	
Introductory Prose "The Story of Offin"	Describe the structure of the chapter in relation to the prose.	Why do you think the author structured the novel this way?
	»»	»»
How does this structure create meaning in the text? How does it deepen your understanding of the story?		

➤ 24 Close Reading Assignments

➤ Notes for Literary Elements

➤ Graphic Organizers to Scaffold Learning

➤ Literary Skills-Based

CLOSE READINGS

Novel Element	Structure & Style Analysis	
Conversations	Describe how the author crafts dialogue.	Why do you think the author crafts dialogue in this way?
	How does the style of dialogue shape or deepen your understanding of the story?	

➤ 3 Whole Novel Analysis Assignments

➤ Rigorous & Creative Tasks

Novel Element	Structure & Style Analysis	
Poems	Describe the structure of the chapter in relation to the poems.	Why do you think the author structured the novel this way?
	How does this structure create meaning in the text? How does it deepen your understanding of the story?	

➤ Accommodate for ALL Learners

➤ Text-Based Questions & Analysis

CLOSE READINGS

THE DOOR OF NO RETURN

Close Reading 3.a – Chapter 3: The Story of the Wrestlers – Reversal

Name: _____

Flashback

- Flashback is a _____ of events prior to the start of the story or earlier in the story.
- _____ are also considered flashbacks.
- Flashbacks have deeper meanings because they give _____ or _____ into current events.
- Specifically, flashbacks serve three purposes in literature:
 1. Provide insight into _____.
 2. Increase _____.
 3. _____ the past with the present.

Directions: Reread "A Midsummer Night," focusing on Kofi's dream. First identify and summarize the flashback. Next, identify key details of the flashback. Finally, interpret the deeper meaning of the detail or how it "shines a light" on important aspects of the story.

Flashback Summary – What is the flashback about?

--

Flashback Analysis – Shine a Light

Important Flashback Detail	Interpret this detail from Kofi's dream. How does this flashback detail help you understand Kofi, his conflict, and his story better?




➤ Comprehensive Answer Key

➤ Thorough Examination of the Text

➤ Google Slides™ Links

➤ Great for Rotation Model & Centers

CLOSE READINGS


THE DOOR OF NO RETURN  Novel Analysis 1: Adinkra Symbol Analysis

Name: _____

Symbols

- A symbol is usually an _____ that has a deeper meaning and represents something else.
 - Symbols take on significance beyond their _____ meaning.
 - Sometimes symbols can be a color, a figure, an action, an event, or a character.

Directions: In *The Door of No Return*, the author begins each chapter with an Adinkra symbol. For each graphic organizer, draw the Adinkra symbol for the chapter, explain its meaning, and then analyze how the symbol connects with the events, themes, characters, and other elements of the chapter.



THE DOOR OF NO RETURN  Novel Analysis 1: Adinkra Symbol Analysis

Name: _____

Symbols

- A symbol is usually an _____ that has a deeper meaning and represents something else.
 - Symbols take on significance beyond their _____ meaning.
 - Sometimes symbols can be a color, a figure, an action, an event, or a character.



Directions: In *The Door of No Return*, the author begins each chapter with an Adinkra symbol. For each graphic organizer, draw the Adinkra symbol for the chapter, explain its meaning, and then analyze how the symbol connects with the events, themes, characters, and other elements of the chapter.


Adinkra Symbol	Adinkra Symbol Meaning
Chapter 1: Sankofa (Draw Below)	What is the deeper meaning of this symbol?
	

➤ Use to Differentiate for Students' Needs

➤ Focus Standards: Conflict, Theme, Character, Symbolism, Tone & Mood, Plot, Flashback, Setting, Point of View, Suspense & More


READING CHECKS

<p>THE DOOR OF NO RETURN  Reading Check 1 Name: _____</p> <p>Chapter 1 : The Story of Offin</p> <p>1. Why does Mr. Goodluck Phillip cane Kofi at school?</p> <p>2. Who is Kofi's best friend?</p> <p>3. What is the name of the festival that celebrates the harvest of the yams?</p>	<p>THE DOOR OF NO RETURN  Reading Check 2 Name: _____</p> <p>Chapter 2 : The Story of the Big War</p> <p>1. What is the name of the treaty created after the Big War?</p> <p>2. What does Mr. Phillip have Kofi, Kofi's cousin, and Ama do as punishment for fighting?</p> <p>3. How will Kwasi represent Upper Kwanta at the Kings Festival?</p>
--	--


The Door of No Return
Questions Responses Settings Total points: 3

THE DOOR OF NO RETURN

reading check



The Door of No Return Reading Check 1 –
Chapter 1: The Story of Offin

Answer the questions below.

Email *

- 12 Mini-Quizzes – 3 Questions per Chapter
- Google Forms™ for Easy Grading
- Common Core-Aligned Materials
- Check for Understanding

NOVEL QUIZZES

THE DOOR OF NO RETURN

Novel Comprehension & Analysis Quiz 1

Name: _____

Chapter 1: The Story of Offin

SECTION I: Order the following events of the novel in chronological order

- _____ - Kofi asks his brother, Kwasi, how to punch so he can fight his cousin.
_____ - In school, Kofi answers a question in his native Twi instead of English.
_____ - Kofi's mother gives him orange-and-red kente cloth to wear at the upcoming Kings Festival.

SECTION II: Mark true statements with a T, and false statements with an F

- _____ - The Kings Festival celebrates the harvest of the yams and remembers the big war.
_____ - Kofi's father is the village storyteller.
_____ - Each day after school, Kofi and his best friend, Ebo, like to escape to the river and swim.

SECTION III: Multiple-choice

- _____ Which of the following best describes the setting of the novel so far?
 - Rainy season 1860, Akra Kingdom, city readying to celebrate Kings Festival
 - September 1680, Lower Kwanta village near the Pra River
 - September 1860, Asante Kingdom, village near the Offin River,
 - Dry season, present day, city between the Offin River and the Pra River
- _____ What *main conflicts* does Kofi face in these chapters of the novel? (Choose **two** answers)
 - Kofi struggles to learn English from his teacher Mr. Goodluck Phillip
 - Kofi's teacher canes him and forces him to stay after school to read Shakespeare
 - Kofi wants loves Ama but is not allowed to date her
 - Kofi wants to fight his cousin to stop from being bullied
- _____ Interpret Kwasi's advice to Kofi. What is the deeper meaning of the proverb? "**The bird who dares to fall is the bird who learns to fly!**"
 - Kofi will not be free from his problems unless he tries to overcome them himself.
 - Kofi must learn how to fight in order to defeat his cousin.
 - Kofi needs to practice his English in order to leave the village.
 - Kofi should not take risks, or he may get hurt.

SECTION IV: Short answer response

- Characterize Kofi. How would you describe his personality? Why would you describe it in this way? Support your answer with details from the text.

➤ 7 Novel Quizzes – 1 per Chapter

➤ Depth of Knowledge Questions

➤ Use for Assessment or Practice

➤ Essay Choice Board – 4 Prompts

ASSESSMENTS


Questions 6-10

Multiple-Choice: Section II

6. _____ Part One: How does Kofi's flashback contribute to his understanding of the wrestling match?
- Shows how Kofi views Prince Yaw's boldness as a weakness, which Kwasi plans to attack
 - Reveals how Kofi sees the way Kwasi applies the principles of Oware to the wrestling match
 - Highlights Kwasi's overconfidence against a skillful opponent
 - Demonstrates Kwasi's determination to beat Prince Yaw
7. _____ Part Two: Which detail supports your answer to Part One? (Choose **two** answers)
- Once, when Kwasi and I / were playing Oware, / Maame brought me / a bowl of boiled plantains / to snack on.
 - Little brother, do not let your cockiness blind you, he said, laughing, with a mouthful of my snack. Let that be a lesson to you.*
 - Kwasi dodges him / left and right / until it is obvious / that the Prince is growing / annoyed.
 - Kwasi turns his head / to me / with a confidence / written across his face / that I could only wish for, / and winks.
8. _____ Which of the following best describes the point of view of the poems?
- First person from Kwasi's perspective
 - First person from Kofi's perspective
 - Third person limited to Kofi's perspective
 - Third person omniscient
9. _____ Which detail does **not** develop the thrilling mood the setting creates in the poems?
- And then the music stops.
 - My now-smiling brother / slowly gets up, / begins chanting the war song too, / which startles Yaw / and everyone else.
 - Kum-PUM PUM! Kum-PUM PUM! / Kum-PUM PUM! Kum-PUM PUM!*
 - Ei, KWASI! Why do you steal my plantains? They were not yours.
10. _____ How do the events of these poems contribute to the plot of the story?
- The events foreshadow Lower's attack on Upper to access the gold.
 - The events explain how Prince Yaw injures his ankle and must be replaced.
 - The events initiate the conflict between Upper and Lower when Prince Yaw dies at the end.
 - The events complicate Kwasi's desire to marry Lower's female wrestling champion.

- Final Literary Test - Differentiated
- A & B Format – Accommodate ALL Learners
- Flexible Implementation
- Critical Thinking Prompts

VOCABULARY

THE DOOR OF NO RETURN  **Vocabulary Practice 1**

Name: _____

Part I

Directions: Read the following sentences. Put a checkmark (✓) on the blank when the vocabulary word is used correctly. Put an x (X) on the blank when the vocabulary word is used incorrectly.


_____ - One wrong decision nearly capsized his career. He was lucky to keep his job.

_____ - The parents convened the rest of the family to go back to their rooms and clean.

_____ - The new mom felt like she was in a perpetual cycle of feeding and sleeping.

The Door of No Return V

Forms Home Questions Responses Settings Total points: 16

THE DOOR OF NO RETURN
vocabulary practice 

Section 1 of 4

The Door of No Return Vocabulary Practice 1 - Part I

Read the following sentences. Check Correct when the vocabulary word is used correctly. Check Incorrect when the vocabulary word is used incorrectly.

Email *

Valid email

This form is collecting emails. [Change settings](#)

➤ 4 Vocabulary Lists - Word Location

➤ Google Forms™ for Easy Grading

➤ 4 Vocabulary Practice Assignments

➤ Multi-Model & Engaging

VOCABULARY

THE DOOR OF NO RETURN

Vocabulary Check 1

Name: _____

SECTION I: Match the correct definition, synonym, or antonym with the correct word

1. _____ Adversary	a. Definition: To cause to overturn
2. _____ Banished	b. Antonym: Choice or free will
3. _____ Capsize	c. Synonym: Opponent or enemy
4. _____ Destiny	d. Definition: Never ending or changing
5. _____ Perpetual	e. Synonym: Exile or expel

SECTION II: Fill in the blank with the correct word

1. Despite being a talented athlete, the football player _____ all his skills by not taking the time to study the playbook or watch film.
2. The small town _____ a meeting to try and address the overpopulation of squirrels.
3. The couple enjoyed a long period of _____. Yet, when the economy crashed, they lost almost everything.
4. A local artist secretly installed beautiful paintings around the town, drawing national attention and _____ a nation of art enthusiasts.
5. The scientists' _____ approach to the experiment helped ensure that the materials were not contaminated in any way.

CAPTIVATING – CONVENED – DELIBERATE – PROSPERITY – SQUANDERED

➤ Use Synonyms, Antonyms, Definitions

➤ Determine Correct Usage in Context

➤ Create Sentences

➤ 4 Vocabulary Quizzes – Check for Understanding


VOCABULARY

THE DOOR OF NO RETURN

Crossword Puzzle 1

Name: _____

Directions: Match the definition, synonym, antonym, or sentence with the correct word.



ACROSS

- 4 The state of being successful in material terms
7 The rowdy teenagers were _____ from the library after repeated warnings to quiet down.
8 Antonym: Ally or supporter
9 Done consciously and intentionally
10 Antonym: Temporary or finite

DOWN

- 1 She believed that her _____ was set from the moment she was born. She was meant to be a star.
2 Synonym: Charm or fascinate
3 Come or bring together for a meeting or activity
5 While his older sibling _____ his allowance each week, he saved each penny.
6 Synonym: Upset or upend

WORD BANK: ADVERSARY, BANISHED, CAPSIZE, CAPTIVATED, CONVENE, DELIBERATE, DESTINY, PERPETUAL, PROSPERITY, SQUANDERED

➤ 4 Crossword Puzzles

➤ Use for Centers or Rotation Model

➤ Graphic Organizers & Activity

➤ Answer Key & Google Slides™ & Forms™ Links

TEXTS & ACTIVITIES

Nonfiction Activity Set 1: Building Background Knowledge

- Informational Text: A Lasting Kingdom
- Parallel Worlds – Timeline Activity
- The Golden Stool – Mini-Infographic
- The World of the Asante – Glossary of Terms

Nonfiction Activity Set 2: Asante Kingdom Culture

- Informational Text: A Flourishing Culture
- Anansi the Spider – Asante Folktales
- Oware | A Game of Strategy – Asante Board Game
- Talking Drums – Anansi Music Tradition
- Adinkra Symbols – Anansi Visual Design
- Beyond the Book – Making Connections Across Texts

Nonfiction Activity Set 3: Asante Kingdom Economy

- Informational Text: A Rich Economy
- How Words We Use Matter – Importance of Language When Talking about Slavery
- The Door of No Return – Historical Ties
- Beyond the Book – Making Connections Across Texts

Nonfiction Activity Set 4: World Beyond the Asante Kingdom

- Informational Text: A World Beyond the Asante
- Accounts of the Middle Passage – Historical Ties
- Beyond the Book – Making Connections Across Texts

INFORMATIONAL TEXTS

A Lasting Kingdom

Informational Text

Name:

➤ 4 Nonfiction Readings

➤ Educational Text Features

➤ Glossary of Key Vocabulary

➤ 2-3 Pages Per Reading

Africa is a complex, beautiful continent rich with history. Today, Africa is home to fifty-four recognized countries with over 1,500 languages spoken. It also contains both the largest hot desert and longest river in the world. As the second-largest continent, its geography, climate, and cultures are quite diverse.¹ Geographically, Africa is broken up into five distinct regions: Northern, Southern, Central, Eastern, and Western. Each region hosts unique ecosystems and populations with vibrant histories. West Africa, in particular, has an extensive history of powerful empires.



Map of Present-Day West Africa

Early Empires

Growth, innovation, and the rise of empires characterizes West Africa's early history. The time when settlers first arrived in the region dates to approximately 12000 BCE. By 5000 BCE, settlers began to establish agricultural settlements and communities. With the emergence of the Iron Age around 1500 BCE, metalworking technology developed, and city-states began to form. These more complex civilizations engaged in extensive trade and travel. The expansion of the settlements led to the rise of empires. This next period of West Africa's history contains evidence of flourishing² empires, warring states, and eventually foreign invasions.



Wealth Beyond the Record Books

The image shows Mansa Musa, the tenth mansa or "emperor of the Mali Empire. He is shown with a gold nugget in his right hand and golden staff in the other. Mansa Musa is considered the richest person in history. Tales of his wealth originated with a trip to Egypt where onlookers described Musa's caravan as having tens of thousands of travelers and every camel carrying 300 pounds of gold.

INFORMATIONAL TEXTS

From approximately 800 CE to almost 1600 CE, the Ghana Empire, Mali Empire, and Songhai Empire ruled over a diverse population in West Africa. These three major empires dominated West Africa amidst a period of economic growth and extensive trade. Yet, many other empires – both large and small – also carved out their place in history. These smaller empires made their own important contributions and added to the complex history of the period in West Africa.

The Rise of the Asante

In the late 1600s, an ethnic³ subgroup of Akan-speaking people settled and flourished in the area of present-day Ghana. Small chiefdoms such as the Fante, Denkyira, Bono, Akwamu, and Asante all prospered, building wealth by cultivating fertile farmland, securing vast deposits of gold, and maintaining busy trade routes. Of them all, the Denkyira dominated the region, but the Oyoko clan of the Asante saw an opportunity to grow the Asante people's influence.



Map of Asante Kingdom c. 19th century

In 1701, an Asante chief, **Osei Tutu**, convened⁴ all the clan chiefs for a meeting. During the meeting, it was said a golden stool descended from the heavens into Osei Tutu's lap. The Golden Stool was claimed to embody the spirit of the Asante people. After the miraculous appearance of the Stool, the chiefs pledged their loyalty to Osei Tutu, making him the first paramount chief, or Asantehene. With the Asante clans united, Osei Tutu centralized the military, created a constitution, made gold dust the currency of the kingdom, and established an annual festival that celebrated the rise of the **Asante Kingdom**.

The Rule of the Asante

The Asante, unified and strengthened, looked to expand their sphere of influence by quickly waging war against the neighboring Denkyira. They were victorious, and after defeating the Denkyira, the Asante took control over trade routes to extend their reach and power throughout the region. For

➤ Appropriate Spacing to Allow for Annotation

➤ Common Core-Aligned

➤ Informational Texts and Science Standards

➤ Critical Thinking Opportunities

INFORMATIONAL TEXTS

Informational Text Analysis A
Name: _____

A Lasting Kingdom

Text Features Directions: Fill out the following organizer, identifying the key features of the informational text.

Feature: Did You Know?

What is it? Name/describe the feature.

How does this feature contribute to your understanding of the whole article?

Terms & Vocabulary Directions: Define the key terms below by using context clues from the text.

Osei Tutu	
Asante Kingdom	
Colonial Rule	

Main Idea & Details Directions: Fill out the graphic organizer below in order to determine the main idea of the text.

Title: _____

Key Detail 1:	Key Detail 2:	Key Detail 3:

Main Idea: What is the article mostly about?

© 2023 LIT Lessons 15

➤ Comprehension & Analysis Questions

➤ Format A – Text Features, Main Idea

➤ Format B – Analysis Questions

➤ Depth of Knowledge Prompts

INFORMATIONAL TEXTS

Informational Text Analysis B
Name:

A Lasting Kingdom

1. How does the author support the generalization that West Africa is a diverse, complex region with a rich history? Support with evidence from the text.

2. Why might the author include the "Wealth Beyond the Record Books" text feature? What idea or point does the feature emphasize or highlight? Support with textual evidence.

3. How did the Asante Kingdom rise to power? In what ways did they acquire and maintain control of various chiefdoms? Support with details from the text.

4. What one word do you think best characterizes the reign of the Asante Kingdom? Why does this one word capture the kingdom's rule? Explain and support with evidence from the text.

5. What led to the decline and eventual downfall of the Asante Kingdom? Explain at least two causes and support with details from the text.

6. Why might the author title the article "A Lasting Kingdom"? What history does this title emphasize? Explain with evidence from the text.

➤ 2 Formats to Allow for Differentiation

➤ Use for Centers or Rotation Model

➤ Pair with Novel – Cross-Text Connections

➤ Answer Key & Google Slides™ Links

ENGAGING ACTIVITIES

The Golden Stool

Mini-Infographic Activity

Name: _____

➤ 10 Extension Activities

➤ Variety of Materials – Engage Different Learning Modalities

➤ Foster Critically Thinking & Real-World Connections

➤ Rigorous Questions

The emergence of the Asante Kingdom is inextricably linked to the legend or oral tradition of the Golden Stool. Even today, it is the most important possession of the Asante. This activity will help build background knowledge on the Golden Stool's significance and its connection to the rise, fall, and continuation of the Asante.

The Golden Stool Mini-Infographic Activity Steps

- 1. Conduct research** on the Golden Stool – take notes on the following topics and complete the graphic organizer that follows:
 - Legend of the Stool – How did the Stool come to exist?
 - Importance – Why was the Stool important to the Asante Kingdom?
 - Appearance – What are the dimensions / materials of the Stool
 - Care – How have the Asante cared for the Stool? What rules or guidelines must be followed?
 - Events – What important events are connected to the Stool?
- 2. Infographic** – Fill out the mini-infographic about the Golden Stool based on your research.
- 3. Reflection** – Complete the final activity reflection.

Legend of the Golden Stool

Summarize
How did the Stool come to exist? What is the story of the Golden Stool?



Importance of the Golden Stool to the Asante Kingdom

Identify Importance / Symbolism
Explain 3 ways the Stool was important to the Asante Kingdom. What does the Stool represent to the Asante?



ENGAGING ACTIVITIES

The World of the Asante

Glossary of Terms

Name: _____

➤ Allows for Differentiation

➤ Standards-Aligned – Informational Texts

➤ Pair Activities with Informational Texts & Novel

➤ Rich, In-Depth Exploration of History

The Door of No Return is a rich and vibrant account of Asante history and culture. From references to clothing, language, folktales, foreign presence, and more, it can pose a challenge to readers unfamiliar with the references. To prepare for the novel reading, let's build background knowledge on Asante history and culture. Instead of wondering what characters are talking about, we will have a guide to help us understand. As you learn from *The Door of No Return* "Glossary of Terms" PowerPoint, complete the guided notes, tasks, and prompts below.

Overview of the Asante

Directions: Complete the notes below.

Who are the Asante?	<ol style="list-style-type: none"> Asante are part of a large _____ group called the _____ An ethnic group shares a common _____ or _____ Reside in southern country of _____ in Africa
The Asante Kingdom	<ol style="list-style-type: none"> Asante rose to power at the turn of the _____ (1701) First King, _____, brought together chiefdoms / groups At height of power, controlled area roughly the size of _____

Asante Language...

- Akan people speak _____ or _____
- Asante speak _____
- Twi _____ has 22 letters

← Draw the two Twi letters not in the English alphabet

Novel Insight

_____ = "pay attention" or "Do you hear me?"

_____ = "willing to listen" or "Yeah, I hear you!"

_____ is always the response to _____

Make a Connection

Describe the English and Twi alphabets below.

English Alphabet Description	Twi Alphabet Description

ENGAGING ACTIVITIES

Adinkra Symbols

Asante Culture & Adinkra

Name: _____

➤ Foster Rich Discussion

➤ Examination of History of Asante Kingdom & World Context

➤ Prompts Require Evidence-Based Responses

➤ Cross-Curricular Learning

Adinkra symbols express important lessons, sayings, and values through visual designs. They were and continue to be a revered part of Asante culture. The author of *The Door of No Return* includes adinkra symbols at the beginning of each chapter to foreshadow the novel's events. This activity will have you study, research, and apply adinkra symbols to a part of Kofi's story. You will select 5 adinkra symbols that represent Kofi's experiences for a segment of the novel. First, select the poems / chapter you will study.

Poems / Chapter = _____ (pages _____)

Now that you have selected a segment of the novel to deeply examine, summarize the story portion into five distinct segments. Explain the strongest emotion, lesson, or value you believe is associated with that segment. Complete the graphic organizer below.

Segment – Summarize the portion of the story.	Emotion / Lesson / Value – What emotion, lesson, or value connects with this segment of the story?
1.	
2.	
3.	
4.	
5.	

THOUGHTFUL ANALYSIS

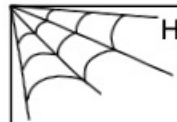
Beyond the Book...



Directions: You've engaged in thoughtful readings and activities about the Asante Kingdom and culture, You've also read about Kofi's experiences in the novel. Now, it's time to apply your new knowledge and insights about the nonfiction connections back to the novel, *The Door of No Return*.



Consider all you have learned about the Asante Kingdom and its culture. Apply your knowledge and insight of Asante culture to Kofi's situation. How does Kofi embrace and celebrate Asante culture?



How do Kofi's community and other Asante communities show the richness of Asante culture? How do we see these views influence Kofi's perspective and actions?



Consider global perspectives on culture. How might the the way Kofi's community views culture be influenced by larger, global forces? How then does this influence shape Kofi's beliefs and actions?

➤ Encourage
Critical Thinking

➤ Facilitate
Meaningful
Learning
Experiences

➤ Google Slides™
Links for Google
Drive™

➤ Make
Connection
Between Texts

* BONUS RESOURCES *

Day 5 Anticipation for Reading History of the Asante Kingdom	
Essential Question(s)	
<ul style="list-style-type: none"> Who are the Asante? What is the history of the Asante Kingdom? What are important words and terms to learn prior to reading <i>The Door of No Return</i>? 	
Essential Standard(s) Covered	
<ul style="list-style-type: none"> RI.8.1 – Cite the textual evidence that most strongly supports an analysis of what the text says explicitly as well as inferences drawn from the text RH.8.1 – Cite specific textual evidence to support analysis of primary and secondary sources. 	
Lesson Overview	
Bell Ringer	<ul style="list-style-type: none"> Curious Questions – Write 2 or more questions you have about yesterday's class, lesson, readings, etc. What questions do you still have and want answered?
Vocabulary	<ul style="list-style-type: none"> Introduce Set 2 – complete a graphic organizer to define terms
Nonfiction Connections	<ul style="list-style-type: none"> Set 1: The World of the Asante – Glossary of Terms – students take notes from the PowerPoint / PDF, learning about important words or concepts related to the Asante Kingdom.
Discussion	<ul style="list-style-type: none"> (Optional) Facilitate reflection about connection between informational text, timeline activity, and Gold Stool activity – What have you learned about the Asante Kingdom, the world context in which it is situated, and the Golden Stool?
Resources Needed	
<ul style="list-style-type: none"> Vocabulary: Set 2, graphic organizers (Vocabulary Resources) Nonfiction Activity Set 1: The World of the Asante – Glossary of Terms (Nonfiction Connection Resources) Exit Ticket Form (Assessment Resources) 	
Homework	
<ul style="list-style-type: none"> Novel Reading 1: Chapter 1 The Story of Offin (<i>Optional</i>) 	
Assessment	
<ul style="list-style-type: none"> Exit Ticket – Based on the anticipation activities, what do you think the novel will be about? 	

➤ 5-WEEK Unit with Novel Study Implementation Suggestions

➤ Pacing Guide & 24 Instructional Lesson Plans

➤ Instructional PowerPoint

TERMS OF USE

This downloadable resource supplies one single-teacher license for use in your classroom. Photocopying of this product is allowed only for the classroom use of the purchaser. Replication of this product, in whole or in part, for commercial sale or broader distribution is strictly prohibited. This product also may NOT be shared electronically, digitally, or otherwise in a manner that violates the Terms of Use detailed by LIT Lessons. **For explicit information on permissions, Please see the Terms of Use document included with this resource.** Thank you for your cooperation and understanding.

- **Credits:** Thank you to the following graphic artists; their fonts and graphics were purchased and used for this product.



- Finally, thank you for your hard work and service to children. I know this product will help you in your efforts. Enjoy!